



**bilz**

Micro-Spannzangenhalter  
Micro collet holder





Spezialschlüssel zum Anziehen der Spannzange  
Special wrench for appropriate collet tightening

Symmetrisches Design zur Erzielung einer hohen Auswuchtgüte G2,5 bei 35.000 U / min  
Symmetric design – to achieve high balancing grade G2.5 @ 35,000 rpm

Hohe Steifigkeit und große Stabilität  
Strong rigidity and high stability

Präzisionsspannzange für längere Haltelängen mit 5µm Rundlauf bei 3D  
Precision collet for higher holding length with run-out of 5µm @ 3D

Schlankes Design für tiefe Kavitäten und Bearbeitungen mit hoher Drehzahl (> 10.000 U / min)  
Slim design for easy reach and high speed machining (>10,000 RPM)

Stabile Spannzange mit spezieller Aufnahme für längere Spannzangenlängen (15/30 mm)  
Strong collet to holder fitment due to longer collet length (15/30mm)

Durch das nutfreie Design werden Vibrationen und Geräusche wirksam reduziert  
The nut-less design effectively reduces vibration and noise

Schlankes Design für tiefe Kavitäten  
Slim design for easy reach

Steilkegel mit Plananlage  
Dual Face Contact

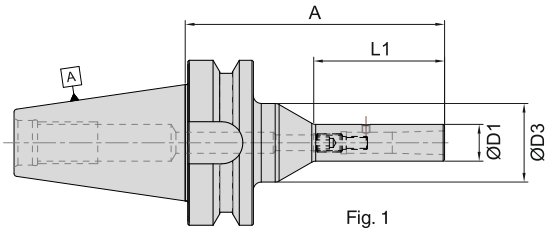
Hohe Rundlaufgenauigkeit  
High run-out accuracy

Oberflächengüte  
Surface finish

\* Micro collet extensions are available, please refer in accessories page for more information

# Micro-Spannzangenhalter (BT)

## Micro collet holder (BT)




FBT30											
Spannzange Collet Type	Bereich Range	A (mm)	L1 (mm)	D1 (mm)	D2 (mm)	D3 (mm)	Kühlmittelzufuhr Coolant supply	Fig.	N/W (Kg)	Bezeichnung Designation	Ident No.
MC10	3-4	90	45	10	-	22	Form "AD"	1	0,45	WMCH/D10-90/FBT30	5153133
MC14	3-6	90	40	14	-	30	Form "AD"	1	0,55	WMCH/D14-90/FBT30	5153134
MC14	3-6	120	70	14	21.3	30	Form "AD"	2	0,65	WMCH/D14-120/FBT30	5153135



FBT40											
Spannzange Collet Type	Bereich Range	A (mm)	L1 (mm)	D1 (mm)	D2 (mm)	D3 (mm)	Kühlmittelzufuhr Coolant supply	Fig.	N/W (Kg)	Bezeichnung Designation	Ident No.
MC14	3-6	90	40	14	-	30	Form "AD"	1	0,55	WMCH/D14-90/FBT40	5153136
MC14	3-6	120	70	14	21.3	30	Form "AD"	2	1,20	WMCH/D14-120/FBT40	5153138



Ersatzteile und Zubehör / Spare Parts & Accessories:    



For technical details please refer the technical pages given and also the instruction manual provided in the packing box.

# Micro-Spannzangenhalter (SK)

## Micro collet holder (SK)

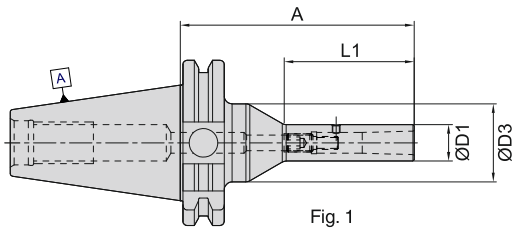


Fig. 1



SK40											
Spannzange Collet Type	Bereich Range	A (mm)	L1 (mm)	D1 (mm)	D2 (mm)	D3 (mm)	Kühlmittelezufuhr Coolant supply	Fig.	N/W (Kg)	Bezeichnung Designation	Ident No.
MC14	3-6	90	40	14	-	30	Form "AD"	1	0,95	WMCH/D14-90/FSK40	5153139
MC14	3-6	120	70	14	21.3	30	Form "AD"	2	1,05	WMCH/D14-120/FSK40	5153140



Steilkegel mit Plananlage (FSK) / All holders are FSK - Face contact holders (dual contact).

Ersatzteile und Zubehör / Spare Parts & Accessories:




Fig. 2

For technical details please refer the technical pages given and also the instruction manual provided in the packing box.

## Micro-Spannzangenhalter (HSK)

Micro collet holder (HSK)

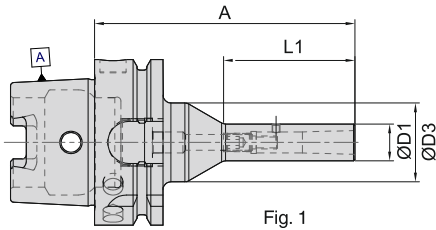


Fig. 1



HSK-A50											
Spannzange Collet Type	Bereich Range	A (mm)	L1 (mm)	D1 (mm)	D2 (mm)	D3 (mm)	Kühlmittelezufuhr Coolant supply	Fig.	N/W (Kg)	Bezeichnung Designation	Ident No.
MC10	3-4	90	45	10	-	22	Form "AD"	1	0,45	WMCH/D10-90/HSK-A50	5153141
MC14	3-6	90	40	14	-	30	Form "AD"	2	0,50	WMCH/D14-90/HSK-A50	5153142



HSK-A63											
Spannzange Collet Type	Bereich Range	A (mm)	L1 (mm)	D1 (mm)	D2 (mm)	D3 (mm)	Kühlmittelezufuhr Coolant supply	Fig.	N/W (Kg)	Bezeichnung Designation	Ident No.
MC14	3-6	90	40	14	-	30	Form "AD"	1	0,80	WMCH/D14-90/HSK-A63	5153143
MC14	3-6	120	70	14	21.3	30	Form "AD"	2	0,90	WMCH/D14-120/HSK-A63	5153144




Fig. 2

## Micro-Spannzangenhalter (HSK-E)

Micro collet holder (HSK-E)

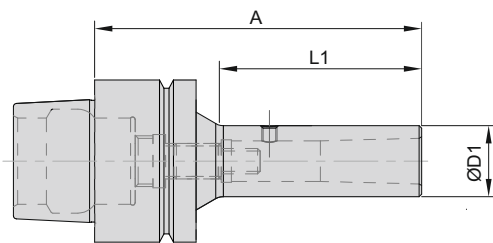


Fig. 1

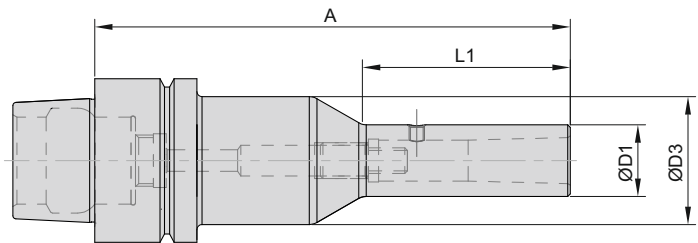


Fig. 2

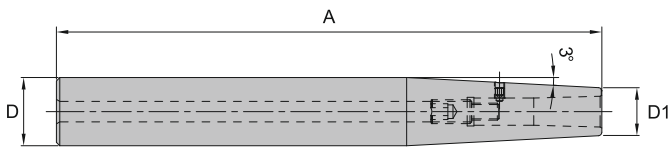
HSK-E32											
Spannzange Collet Type	Bereich Range	A (mm)	L1 (mm)	D1 (mm)	D2 (mm)	D3 (mm)	Kühlmittelezufuhr Coolant supply	Fig.	N/W (Kg)	Bezeichnung Designation	Ident No.
MC14	3-4	65	40	14	-	-	Form "AD"	1	0,25	WMCH/D14-65/HSK-E32	5167343
MC14	3-6	90	40	14	-	25	Form "AD"	2	0,35	WMCH/D14-90/HSK-E32	5167344



HSK-E40											
Spannzange Collet Type	Bereich Range	A (mm)	L1 (mm)	D1 (mm)	D2 (mm)	D3 (mm)	Kühlmittelezufuhr Coolant supply	Fig.	N/W (Kg)	Bezeichnung Designation	Ident No.
MC14	3-4	65	40	14	-	-	Form "AD"	1	0,35	WMCH/D14-65/HSK-E40	5167346
MC14	3-6	90	40	14	-	30	Form "AD"	2	0,40	WMCH/D14-90/HSK-E40	5167347

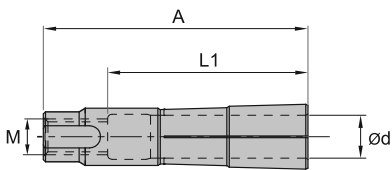


Micro Spannzange Verlängerungen  
Micro collet extensions



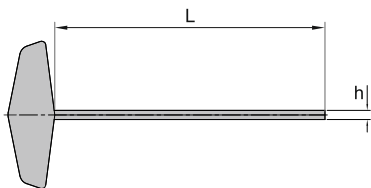
Spannzange Collet Type	Bereich Ø Range Ø	A (mm)	D (mm)	D1 (mm)	Bezeichnung Designation	Ident No.
MC10	3 - 4	120	12	10	WMCE/D10-120/CYL12	5173482
MC14	3 - 6	90	16	14	WMCE/D14-90/CYL16	5173483
MC14	3 - 6	120	16	14	WMCE/D14-120/CYL16	5173490
MC14	3 - 6	160	16	14	WMCE/D14-160/CYL16	5173492
MC14	3 - 6	200	16	14	WMCE/D14-200/CYL16	5173497
MC14	3 - 6	120	20	14	WMCE/D14-120/CYL20	5173493
MC14	3 - 6	160	20	14	WMCE/D14-160/CYL20	5173495
MC14	3 - 6	200	20	14	WMCE/D14-200/CYL20	5173496

Micro Spannzange  
Micro collet



für Größe for Size	d (mm)	A (mm)	L1 (mm)	M (mm)	Spann Schlüssel Wrench	Anzugsmoment Tightening Torque	Bezeichnung Designation	Ident No.
MC10	3	18	13	M4	W-D10x200L-HEX3.0	10Nm	WMC 10-3.0	5153145
MC10	4	18	13	M4	W-D10x200L-HEX3.0	10Nm	WMC 10-4.0	5153147
MC14	3	37	15	M7x1	W-D14x200L-HEX4.0	10Nm	WMC 14-3.0	5153148
MC14	4	37	15	M7x1	W-D14x200L-HEX4.0	10Nm	WMC 14-4.0	5153149
MC14	5	37	20	M7x1	W-D14x200L-HEX4.0	10Nm	WMC 14-5.0	5153151
MC14	6	37	28	M7x1	W-D14x200L-HEX4.0	10Nm	WMC 14-6.0	5153152

Spann Schlüssel  
Wrench



Bezeichnung Designation	Spannzange Collet Type	h (mm)	L (mm)	Ident No.
W-D10x200L-HEX3.0	MC10	3.0	200	5166591
W-D14x200L-HEX4.0	MC14	4.0	200	5166592