

ECU-LINE

Quality tools with prices that stand out





High quality tools with competitive prices

Our popular ECU-LINE assortment is for industrial customers who are searching for a good deal on tools without compromising on the quality.

ECU-LINE contains of a selected range of quality tools from some of our strongest suppliers. In the catalogue you will find precision cutting tools from Miller, Gesac and DC Swiss. There are also high-quality hydraulic chucks from the well-known manufacturer WTE.

ECU-LINE



MILLER

Well-known Miller is a reputable manufacturer of solid carbide cutting tools.

In one of Europe's most modern production facilities the company develop and produce innovative drills, endmills and special cutting tools for customers all over the world.



MILLER
MAPAL GROUP



GESAC

Gesac is a big player in the industry worldwide. From a position as the world leader in cemented carbide powder, Gesac has developed a high-quality assortment of cutting tools.

The range consists of solid tools as well as indexable tools and includes tools in turning, milling and drilling for most industrial applications.

DC SWISS

DC SWISS is at the forefront of the development of taps, dies and thread mills and has a product range that is highly appreciated by the industry worldwide.

A professional player that recognises customer-specific requirements and uses this knowledge to develop new products.



WTE





WTE Präzisionstechnik develops and manufactures quality products within the clamping technology.

The company core competence is in chuck systems for precision hydraulic chucks and shrink technology.

Content

Product name	Specification		Page
Drilling			
D938 3xD	Ø 2–20		6
D938 5xD	Ø 2–20		9
ECU-Drill-Steel M6103 3xD	Ø 1–20		12
ECU-Drill-Steel M6105 5xD	Ø 1–20		15
ECU-Drill-Steel M6108 8xD	Ø 3–20		18
ECU-Drill-Steel M6112 12xD	Ø 3–18		20
Center drill 351 AlCrN	Ø 1–6,3		21
NC drill 357 AlCrN	Ø 5–20		21
Indexable Drill GHD/S-3D	Ø 14–50		22
QPMG – Inserts to GHD/S-3D			24
Threading			
Tap Q320VS-4 Q420VS-4 M	Ø 3–24		25
Tap Q360VS-3 Q460VS-3 M	Ø 3–24		25
Milling			
End mill UP210-S2	Ø 1–20		26
End mill UP210-SL2	Ø 2–20		26
End mill UP210-B2	Ø 1–20		27
End mill UA100-S2	Ø 1–20		28
End mill UA100-SL2	Ø 2–20		28
End mill UP210-S3	Ø 3–25		29
End mill UA100-S3	Ø 2–20		30
End mill UA100-SL3	Ø 2–20		30
End mill UA100-R3	Ø 4–12		31
End mill UP210-S4	Ø 1–20		32




Content

Product name	Specification		Page
End mill UP210-SL4	Ø 1–20		33
End mill UPN210-S4	Ø 6–20		33
ECU-Mill-Uni-LV M4094	Ø 3–20		34
OptiMill-Tro-Uni M3099	Ø 4–20		35

Indexable

Shoulder Milling MES190	Ø 50–125		36
Inserts SDKT and spare parts			36
Shoulder Milling MEE190	Ø 50–125		37
Inserts WNGU and spare parts			37
Shoulder Milling MEB190	Ø 16–80		38
Inserts APK(E)T and spare parts			39

Hydraulic chucks

Short heavy duty design DIN69893A	HSK63A HSK100 A Ø 12–32		40
Short heavy duty design ISO 7388-1	SK40 SK50 Ø 12–32		40
Short heavy duty design ISO 7388-2	BT40 BT50 Ø 12–32		41
Reduction collet EHGC-OH	Ø 4–16		41

Examples of turning inserts

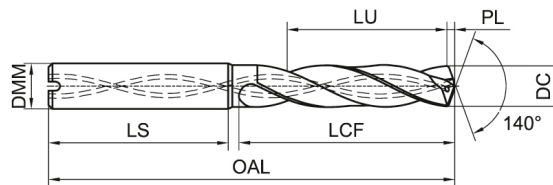


42

D938-A3C

3D Internal Cooling Twist Drills for Steel

- Suitable for efficient drilling of steel, cast iron and stainless steel
- New substrate material, perfect balance of toughness and wear resistance
- Using AlTiN-nano coating and unique post-processing of coating
- Optimize groove profile and drill point design, with super self-centering performance, chip breaking performance and good chip evacuation performance



Dimensions						Item no	Stock	Net price SEK	Net price DKK
DC (m7)	LCF	OAL	DMM (h6)	LS	LU				
2.00	13	55	4	36	10.0	D938-A3C-0200	○	289	196
2.10	13	55	4	36	9.9	D938-A3C-0210	○	289	196
2.20	13	55	4	36	9.7	D938-A3C-0220	○	289	196
2.30	13	55	4	36	9.6	D938-A3C-0230	○	289	196
2.40	17	55	4	33	13.4	D938-A3C-0240	○	289	196
2.50	17	55	4	33	13.3	D938-A3C-0250	○	289	196
2.60	17	55	4	33	13.1	D938-A3C-0260	○	289	196
2.70	17	55	4	33	13.0	D938-A3C-0270	○	289	196
2.80	17	55	4	33	12.8	D938-A3C-0280	○	289	196
2.90	17	55	4	33	12.7	D938-A3C-0290	○	289	196
3.00	20	62	6	36	15.5	D938-A3C-0300	●	283	192
3.10	20	62	6	36	15.4	D938-A3C-0310	●	283	192
3.20	20	62	6	36	15.2	D938-A3C-0320	○	283	192
3.25	20	62	6	36	15.1	D938-A3C-0325	○	283	192
3.30	20	62	6	36	15.1	D938-A3C-0330	●	283	192
3.40	20	62	6	36	14.9	D938-A3C-0340	○	283	192
3.50	20	62	6	36	14.8	D938-A3C-0350	●	283	192
3.60	20	62	6	36	14.6	D938-A3C-0360	○	283	192
3.70	20	62	6	36	14.5	D938-A3C-0370	○	283	192
3.80	24	66	6	36	18.3	D938-A3C-0380	○	283	192
3.90	24	66	6	36	18.2	D938-A3C-0390	○	283	192
4.00	24	66	6	36	18.0	D938-A3C-0400	●	283	192
4.10	24	66	6	36	17.9	D938-A3C-0410	○	283	192
4.20	24	66	6	36	17.7	D938-A3C-0420	●	283	192
4.30	24	66	6	36	17.6	D938-A3C-0430	○	283	192
4.40	24	66	6	36	17.4	D938-A3C-0440	●	283	192
4.50	24	66	6	36	17.3	D938-A3C-0450	○	283	192
4.60	24	66	6	36	17.1	D938-A3C-0460	○	283	192
4.65	24	66	6	36	17.0	D938-A3C-0465	○	283	192
4.70	24	66	6	36	17.0	D938-A3C-0470	○	283	192
4.80	28	66	6	36	20.8	D938-A3C-0480	○	292	199
4.90	28	66	6	36	20.7	D938-A3C-0490	○	292	199
5.00	28	66	6	36	20.5	D938-A3C-0500	●	292	199
5.10	28	66	6	36	20.4	D938-A3C-0510	●	292	199
5.20	28	66	6	36	20.2	D938-A3C-0520	○	292	199
5.30	28	66	6	36	20.1	D938-A3C-0530	○	292	199
5.40	28	66	6	36	19.9	D938-A3C-0540	○	292	199
5.50	28	66	6	36	19.8	D938-A3C-0550	○	292	199
5.55	28	66	6	36	19.7	D938-A3C-0555	○	292	199
5.60	28	66	6	36	19.6	D938-A3C-0560	○	292	199
5.70	28	66	6	36	19.5	D938-A3C-0570	○	292	199
5.80	28	66	6	36	19.3	D938-A3C-0580	○	292	199
5.90	28	66	6	36	19.2	D938-A3C-0590	○	292	199
6.00	28	66	6	36	19.0	D938-A3C-0600	●	292	199
6.05	34	79	8	36	24.9	D938-A3C-0605	○	393	267
6.10	34	79	8	36	24.9	D938-A3C-0610	○	393	267

● = Stock ○ = 2 weeks

D938-A3C internal cooling

Dimensions						Item no	Stock	Net price SEK	Net price DKK
DC (m7)	LCF	OAL	DMM (h6)	LS	LU				
6.20	34	79	8	36	24.7	D938-A3C-0620	○	393	267
6.30	34	79	8	36	24.6	D938-A3C-0630	○	393	267
6.40	34	79	8	36	24.4	D938-A3C-0640	○	393	267
6.50	34	79	8	36	24.3	D938-A3C-0650	○	393	267
6.60	34	79	8	36	24.1	D938-A3C-0660	○	393	267
6.70	34	79	8	36	24.0	D938-A3C-0670	○	393	267
6.80	34	79	8	36	23.8	D938-A3C-0680	●	393	267
6.90	34	79	8	36	23.7	D938-A3C-0690	○	393	267
7.00	34	79	8	36	23.5	D938-A3C-0700	●	393	267
7.10	41	79	8	36	30.4	D938-A3C-0710	●	393	267
7.20	41	79	8	36	30.2	D938-A3C-0720	○	393	267
7.30	41	79	8	36	30.1	D938-A3C-0730	○	393	267
7.40	41	79	8	36	29.9	D938-A3C-0740	○	393	267
7.45	41	79	8	36	29.8	D938-A3C-0745	○	393	267
7.50	41	79	8	36	29.8	D938-A3C-0750	○	393	267
7.55	41	79	8	36	29.7	D938-A3C-0755	○	393	267
7.60	41	79	8	36	29.6	D938-A3C-0760	○	393	267
7.70	41	79	8	36	29.5	D938-A3C-0770	○	393	267
7.75	41	79	8	36	29.4	D938-A3C-0775	○	393	267
7.80	41	79	8	36	29.3	D938-A3C-0780	○	393	267
7.90	41	79	8	36	29.2	D938-A3C-0790	○	393	267
8.00	41	79	8	36	29.0	D938-A3C-0800	●	393	267
8.10	47	89	10	40	34.9	D938-A3C-0810	●	471	320
8.20	47	89	10	40	34.7	D938-A3C-0820	○	471	320
8.25	47	89	10	40	34.6	D938-A3C-0825	○	471	320
8.30	47	89	10	40	34.6	D938-A3C-0830	○	471	320
8.40	47	89	10	40	34.4	D938-A3C-0840	○	471	320
8.50	47	89	10	40	34.3	D938-A3C-0850	●	471	320
8.60	47	89	10	40	34.1	D938-A3C-0860	○	471	320
8.70	47	89	10	40	34.0	D938-A3C-0870	○	471	320
8.80	47	89	10	40	33.8	D938-A3C-0880	○	471	320
8.90	47	89	10	40	33.7	D938-A3C-0890	○	471	320
9.00	47	89	10	40	33.5	D938-A3C-0900	●	471	320
9.10	47	89	10	40	33.4	D938-A3C-0910	○	471	320
9.20	47	89	10	40	33.2	D938-A3C-0920	○	471	320
9.25	47	89	10	40	33.1	D938-A3C-0925	○	471	320
9.30	47	89	10	40	33.1	D938-A3C-0930	○	471	320
9.35	47	89	10	40	33.0	D938-A3C-0935	○	471	320
9.40	47	89	10	40	32.9	D938-A3C-0940	○	471	320
9.50	47	89	10	40	32.8	D938-A3C-0950	○	471	320
9.55	47	89	10	40	32.7	D938-A3C-0955	○	471	320
9.60	47	89	10	40	32.6	D938-A3C-0960	○	471	320
9.70	47	89	10	40	32.5	D938-A3C-0970	○	471	320
9.80	47	89	10	40	32.3	D938-A3C-0980	○	471	320
9.90	47	89	10	40	32.2	D938-A3C-0990	●	471	320
10.00	47	89	10	40	32.0	D938-A3C-1000	●	471	320
10.10	55	102	12	45	39.9	D938-A3C-1010	○	645	439
10.20	55	102	12	45	39.7	D938-A3C-1020	●	645	439
10.25	55	102	12	45	39.6	D938-A3C-1025	○	645	439
10.30	55	102	12	45	39.6	D938-A3C-1030	○	645	439
10.40	55	102	12	45	39.4	D938-A3C-1040	●	645	439
10.50	55	102	12	45	39.3	D938-A3C-1050	○	645	439
10.60	55	102	12	45	39.1	D938-A3C-1060	○	645	439
10.70	55	102	12	45	39.0	D938-A3C-1070	○	645	439
10.80	55	102	12	45	38.8	D938-A3C-1080	○	645	439
10.85	55	102	12	45	38.7	D938-A3C-1085	○	645	439
10.90	55	102	12	45	38.7	D938-A3C-1090	○	645	439
11.00	55	102	12	45	38.5	D938-A3C-1100	●	645	439
11.10	55	102	12	45	38.4	D938-A3C-1110	●	645	439

● = Stock ○ = 2 weeks

D938-A3C internal cooling

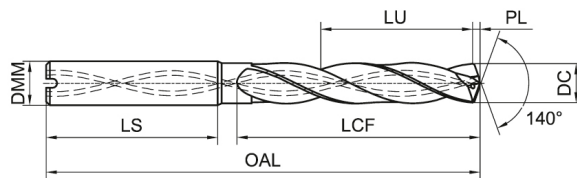
Dimensions						Item no	Stock	Net price SEK	Net price DKK
DC (m7)	LCF	OAL	DMM (h6)	LS	LU				
11.20	55	102	12	45	38.2	D938-A3C-1120	○	645	439
11.30	55	102	12	45	38.1	D938-A3C-1130	○	645	439
11.40	55	102	12	45	37.9	D938-A3C-1140	○	645	439
11.50	55	102	12	45	37.8	D938-A3C-1150	●	645	439
11.60	55	102	12	45	37.6	D938-A3C-1160	●	645	439
11.70	55	102	12	45	37.5	D938-A3C-1170	○	645	439
11.80	55	102	12	45	37.3	D938-A3C-1180	●	645	439
11.90	55	102	12	45	37.2	D938-A3C-1190	○	645	439
12.00	55	102	12	45	37.0	D938-A3C-1200	●	645	439
12.10	60	107	14	45	41.9	D938-A3C-1210	○	920	623
12.20	60	107	14	45	41.7	D938-A3C-1220	○	920	623
12.30	60	107	14	45	41.6	D938-A3C-1230	○	920	623
12.50	60	107	14	45	41.3	D938-A3C-1250	●	920	623
12.60	60	107	14	45	41.1	D938-A3C-1260	○	920	623
12.70	60	107	14	45	41.0	D938-A3C-1270	○	920	623
12.80	60	107	14	45	40.8	D938-A3C-1280	○	920	623
12.90	60	107	14	45	40.7	D938-A3C-1285	○	920	623
13.00	60	107	14	45	40.5	D938-A3C-1300	○	920	623
13.10	60	107	14	45	40.4	D938-A3C-1310	○	920	623
13.40	60	107	14	45	39.9	D938-A3C-1340	○	920	623
13.50	60	107	14	45	39.8	D938-A3C-1350	○	920	623
13.70	60	107	14	45	39.5	D938-A3C-1370	○	920	623
13.80	60	107	14	45	39.3	D938-A3C-1380	●	920	623
14.00	60	107	14	45	39.0	D938-A3C-1400	●	920	623
14.05	60	107	14	45	38.9	D938-A3C-1405	○	920	623
14.20	65	115	16	48	43.7	D938-A3C-1420	●	1180	805
14.30	65	115	16	48	43.6	D938-A3C-1430	○	1180	805
14.50	65	115	16	48	43.3	D938-A3C-1450	●	1180	805
14.60	65	115	16	48	43.1	D938-A3C-1460	○	1180	805
14.70	65	115	16	48	43.0	D938-A3C-1470	○	1180	805
14.80	65	115	16	48	42.8	D938-A3C-1480	○	1180	805
15.00	65	115	16	48	42.5	D938-A3C-1500	○	1180	805
15.20	65	115	16	48	42.2	D938-A3C-1520	○	1180	805
15.30	65	115	16	48	42.1	D938-A3C-1530	○	1180	805
15.50	65	115	16	48	41.8	D938-A3C-1550	○	1180	805
15.70	65	115	16	48	41.5	D938-A3C-1570	○	1180	805
15.80	65	115	16	48	41.3	D938-A3C-1580	○	1180	805
16.00	65	115	16	48	41.0	D938-A3C-1600	○	1180	805
16.50	73	123	18	48	48.3	D938-A3C-1650	○	1620	1097
16.80	73	123	18	48	47.8	D938-A3C-1680	○	1620	1097
16.90	73	123	18	48	47.7	D938-A3C-1690	○	1620	1097
17.00	73	123	18	48	47.5	D938-A3C-1700	○	1620	1097
17.50	73	123	18	48	46.8	D938-A3C-1750	○	1620	1097
17.70	73	123	18	48	46.5	D938-A3C-1770	○	1620	1097
17.80	73	123	18	48	46.3	D938-A3C-1780	○	1620	1097
18.00	73	123	18	48	46.0	D938-A3C-1800	○	1620	1097
18.30	79	131	20	50	51.6	D938-A3C-1830	○	2020	1368
18.50	79	131	20	50	51.3	D938-A3C-1850	○	2020	1368
18.80	79	131	20	50	50.8	D938-A3C-1880	○	2020	1368
19.00	79	131	20	50	50.5	D938-A3C-1900	○	2020	1368
19.30	79	131	20	50	50.1	D938-A3C-1930	○	2020	1368
19.50	79	131	20	50	49.8	D938-A3C-1950	○	2020	1368
19.60	79	131	20	50	49.6	D938-A3C-1960	○	2020	1368
19.70	79	131	20	50	49.5	D938-A3C-1970	○	2020	1368
19.80	79	131	20	50	49.3	D938-A3C-1980	○	2020	1368
20.00	79	131	20	50	49.0	D938-A3C-2000	○	2020	1368

● = Stock ○ = 2 weeks

D938-A5C

5D Internal Cooling Twist Drills for Steel

- Suitable for efficient drilling of steel, cast iron and stainless steel
- New substrate material, perfect balance of toughness and wear resistance
- Using AlTiN-nano coating and unique post-processing of coating
- Optimize groove profile and drill point design, with super self-centering performance, chip breaking performance and good chip evacuation performance



Dimensions						Item no	Stock	Net price SEK	Net price DKK
DC (m7)	LCF	OAL	DMM (h6)	LS	LU				
2.00	18	62	4	38	15.0	D938-A5C-0200	●	437	296
2.50	22	62	4	35	18.3	D938-A5C-0250	●	437	296
2.60	22	62	4	35	18.1	D938-A5C-0260	●	437	296
2.80	22	62	4	35	17.8	D938-A5C-0280	●	437	296
3.00	28	66	6	36	23.5	D938-A5C-0300	●	353	240
3.00	28	66	6	36	23.5	D938-A5C-0305	●	353	240
3.10	28	66	6	36	23.4	D938-A5C-0310	●	353	240
3.20	28	66	6	36	23.2	D938-A5C-0320	●	353	240
3.25	28	66	6	36	23.1	D938-A5C-0325	○	353	240
3.30	28	66	6	36	23.1	D938-A5C-0330	●	353	240
3.40	28	66	6	36	22.9	D938-A5C-0340	●	353	240
3.50	28	66	6	36	22.8	D938-A5C-0350	●	353	240
3.60	28	66	6	36	22.6	D938-A5C-0360	●	353	240
3.65	28	66	6	36	22.5	D938-A5C-0365	○	353	240
3.70	28	66	6	36	22.5	D938-A5C-0370	●	353	240
3.80	36	74	6	36	30.3	D938-A5C-0380	●	353	240
3.90	36	74	6	36	30.2	D938-A5C-0390	●	353	240
4.00	36	74	6	36	30.0	D938-A5C-0400	●	353	240
4.05	36	74	6	36	29.9	D938-A5C-0405	●	353	240
4.10	36	74	6	36	29.9	D938-A5C-0410	●	353	240
4.20	36	74	6	36	29.7	D938-A5C-0420	●	353	240
4.30	36	74	6	36	29.6	D938-A5C-0430	●	353	240
4.40	36	74	6	36	29.4	D938-A5C-0440	●	353	240
4.50	36	74	6	36	29.3	D938-A5C-0450	●	353	240
4.60	36	74	6	36	29.1	D938-A5C-0460	●	353	240
4.65	36	74	6	36	29.0	D938-A5C-0465	●	353	240
4.70	36	74	6	36	29.0	D938-A5C-0470	●	353	240
4.80	44	82	6	36	36.8	D938-A5C-0480	●	366	249
4.90	44	82	6	36	36.7	D938-A5C-0490	●	366	249
5.00	44	82	6	36	36.5	D938-A5C-0500	●	366	249
5.05	44	82	6	36	36.4	D938-A5C-0505	●	366	249
5.10	44	82	6	36	36.4	D938-A5C-0510	●	366	249
5.20	44	82	6	36	36.2	D938-A5C-0520	●	366	249
5.30	44	82	6	36	36.1	D938-A5C-0530	●	366	249
5.40	44	82	6	36	35.9	D938-A5C-0540	●	366	249
5.50	44	82	6	36	35.8	D938-A5C-0550	●	366	249
5.55	44	82	6	36	35.7	D938-A5C-0555	●	366	249
5.60	44	82	6	36	35.6	D938-A5C-0560	●	366	249
5.70	44	82	6	36	35.5	D938-A5C-0570	●	366	249
5.80	44	82	6	36	35.3	D938-A5C-0580	●	366	249
5.90	44	82	6	36	35.2	D938-A5C-0590	●	366	249
6.00	44	82	6	36	35.0	D938-A5C-0600	●	366	249
6.05	44	82	6	36	34.9	D938-A5C-0605	●	366	249
6.10	53	91	8	36	43.9	D938-A5C-0610	●	433	294
6.20	53	91	8	36	43.7	D938-A5C-0620	●	433	294
6.30	53	91	8	36	43.6	D938-A5C-0630	●	433	294
6.40	53	91	8	36	43.4	D938-A5C-0640	●	433	294

● = Stock ○ = 2 weeks



D938-A5C internal cooling

Dimensions						Item no	Stock	Net price SEK	Net price DKK
DC (m7)	LCF	OAL	DMM (h6)	LS	LU				
6.50	53	91	8	36	43.3	D938-A5C-0650	●	433	294
6.60	53	91	8	36	43.1	D938-A5C-0660	●	433	294
6.70	53	91	8	36	43.0	D938-A5C-0670	●	433	294
6.80	53	91	8	36	42.8	D938-A5C-0680	●	433	294
6.90	53	91	8	36	42.7	D938-A5C-0690	●	433	294
7.00	53	91	8	36	42.5	D938-A5C-0700	●	433	294
7.05	53	91	8	36	42.4	D938-A5C-0705	○	433	294
7.10	53	91	8	36	42.4	D938-A5C-0710	●	433	294
7.20	53	91	8	36	42.2	D938-A5C-0720	●	433	294
7.30	53	91	8	36	42.1	D938-A5C-0730	●	433	294
7.40	53	91	8	36	41.9	D938-A5C-0740	●	433	294
7.45	53	91	8	36	41.8	D938-A5C-0745	●	433	294
7.50	53	91	8	36	41.8	D938-A5C-0750	●	433	294
7.55	53	91	8	36	41.7	D938-A5C-0755	○	433	294
7.60	53	91	8	36	41.6	D938-A5C-0760	●	433	294
7.70	53	91	8	36	41.5	D938-A5C-0770	●	433	294
7.80	53	91	8	36	41.3	D938-A5C-0780	●	433	294
7.90	53	91	8	36	41.2	D938-A5C-0790	●	433	294
8.00	53	91	8	36	41.0	D938-A5C-0800	●	433	294
8.05	53	91	8	36	40.9	D938-A5C-0805	●	433	294
8.10	61	103	10	40	48.9	D938-A5C-0810	●	510	346
8.20	61	103	10	40	48.7	D938-A5C-0820	●	510	346
8.30	61	103	10	40	48.6	D938-A5C-0830	●	510	346
8.40	61	103	10	40	48.4	D938-A5C-0840	●	510	346
8.50	61	103	10	40	48.3	D938-A5C-0850	●	510	346
8.60	61	103	10	40	48.1	D938-A5C-0860	●	510	346
8.70	61	103	10	40	48.0	D938-A5C-0870	●	510	346
8.80	61	103	10	40	47.8	D938-A5C-0880	●	510	346
8.90	61	103	10	40	47.7	D938-A5C-0890	●	510	346
9.00	61	103	10	40	47.5	D938-A5C-0900	●	510	346
9.10	61	103	10	40	47.4	D938-A5C-0910	●	510	346
9.20	61	103	10	40	47.2	D938-A5C-0920	●	510	346
9.25	61	103	10	40	47.1	D938-A5C-0925	○	510	346
9.30	61	103	10	40	47.1	D938-A5C-0930	●	510	346
9.35	61	103	10	40	47.0	D938-A5C-0935	○	510	346
9.40	61	103	10	40	46.9	D938-A5C-0940	●	510	346
9.50	61	103	10	40	46.8	D938-A5C-0950	●	510	346
9.55	61	103	10	40	46.7	D938-A5C-0955	○	510	346
9.60	61	103	10	40	46.6	D938-A5C-0960	●	510	346
9.70	61	103	10	40	46.5	D938-A5C-0970	●	510	346
9.80	61	103	10	40	46.3	D938-A5C-0980	●	510	346
9.90	61	103	10	40	46.2	D938-A5C-0990	●	510	346
10.00	61	103	10	40	46.0	D938-A5C-1000	●	510	346
10.05	61	103	10	40	45.9	D938-A5C-1005	●	510	346
10.10	71	118	12	45	55.9	D938-A5C-1010	●	700	474
10.20	71	118	12	45	55.7	D938-A5C-1020	●	700	474
10.25	71	118	12	45	55.6	D938-A5C-1025	○	700	474
10.30	71	118	12	45	55.6	D938-A5C-1030	●	700	474
10.40	71	118	12	45	55.4	D938-A5C-1040	●	700	474
10.50	71	118	12	45	55.3	D938-A5C-1050	●	700	474
10.60	71	118	12	45	55.1	D938-A5C-1060	●	700	474
10.70	71	118	12	45	55.0	D938-A5C-1070	●	700	474
10.80	71	118	12	45	54.8	D938-A5C-1080	●	700	474
10.85	71	118	12	45	54.7	D938-A5C-1085	○	700	474
10.90	71	118	12	45	54.7	D938-A5C-1090	●	700	474
11.00	71	118	12	45	54.5	D938-A5C-1100	●	700	474
11.10	71	118	12	45	54.4	D938-A5C-1110	●	700	474
11.20	71	118	12	45	54.2	D938-A5C-1120	●	700	474
11.30	71	118	12	45	54.1	D938-A5C-1130	●	700	474

● = Stock ○ = 2 weeks

D938-A5C internal cooling

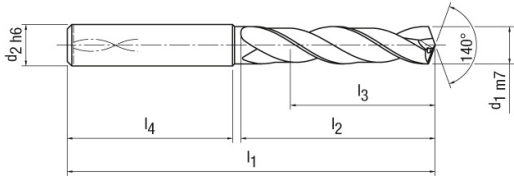
Dimensions						Item no	Stock	Net price SEK	Net price DKK
DC (m7)	LCF	OAL	DMM (h6)	LS	LU				
11.40	71	118	12	45	53.9	D938-A5C-1140	●	700	474
11.50	71	118	12	45	53.8	D938-A5C-1150	●	700	474
11.60	71	118	12	45	53.6	D938-A5C-1160	●	700	474
11.70	71	118	12	45	53.5	D938-A5C-1170	●	700	474
11.80	71	118	12	45	53.3	D938-A5C-1180	●	700	474
11.90	71	118	12	45	53.2	D938-A5C-1190	●	700	474
12.00	71	118	12	45	53.0	D938-A5C-1200	●	700	474
12.05	71	118	12	45	52.9	D938-A5C-1205	●	700	474
12.10	77	124	14	45	58.9	D938-A5C-1210	●	985	667
12.20	77	124	14	45	58.7	D938-A5C-1220	●	985	667
12.30	77	124	14	45	58.6	D938-A5C-1230	●	985	667
12.40	77	124	14	45	58.4	D938-A5C-1240	●	985	667
12.50	77	124	14	45	58.3	D938-A5C-1250	●	985	667
12.60	77	124	14	45	58.1	D938-A5C-1260	●	985	667
12.70	77	124	14	45	58.0	D938-A5C-1270	●	985	667
12.80	77	124	14	45	57.8	D938-A5C-1280	●	985	667
12.85	77	124	14	45	57.7	D938-A5C-1285	○	985	667
13.00	77	124	14	45	57.5	D938-A5C-1300	●	985	667
13.10	77	124	14	45	57.4	D938-A5C-1310	●	985	667
13.20	77	124	14	45	57.2	D938-A5C-1320	●	985	667
13.25	77	124	14	45	57.1	D938-A5C-1325	○	985	667
13.30	77	124	14	45	57.1	D938-A5C-1330	●	985	667
13.50	77	124	14	45	56.8	D938-A5C-1350	●	985	667
13.60	77	124	14	45	56.6	D938-A5C-1360	●	985	667
13.70	77	124	14	45	56.5	D938-A5C-1370	●	985	667
13.80	77	124	14	45	56.3	D938-A5C-1380	●	985	667
13.90	77	124	14	45	56.2	D938-A5C-1390	●	985	667
14.00	77	124	14	45	56.0	D938-A5C-1400	●	985	667
14.10	83	133	16	48	61.9	D938-A5C-1410	●	1270	861
14.20	83	133	16	48	61.7	D938-A5C-1420	●	1270	861
14.30	83	133	16	48	61.6	D938-A5C-1430	●	1270	861
14.40	83	133	16	48	61.4	D938-A5C-1440	●	1270	861
14.50	83	133	16	48	61.3	D938-A5C-1450	●	1270	861
14.60	83	133	16	48	61.1	D938-A5C-1460	●	1270	861
14.70	83	133	16	48	61.0	D938-A5C-1470	●	1270	861
14.80	83	133	16	48	60.8	D938-A5C-1480	●	1270	861
15.00	83	133	16	48	60.5	D938-A5C-1500	●	1270	861
15.10	83	133	16	48	60.4	D938-A5C-1510	●	1270	861
15.20	83	133	16	48	60.2	D938-A5C-1520	●	1270	861
15.30	83	133	16	48	60.1	D938-A5C-1530	●	1270	861
15.50	83	133	16	48	59.8	D938-A5C-1550	●	1270	861
15.70	83	133	16	48	59.5	D938-A5C-1570	○	1270	861
15.80	83	133	16	48	59.3	D938-A5C-1580	●	1270	861
16.00	83	133	16	48	59.0	D938-A5C-1600	●	1270	861
16.50	93	143	18	48	68.3	D938-A5C-1650	●	1840	1251
16.70	93	143	18	48	68.0	D938-A5C-1670	○	1840	1251
16.80	93	143	18	48	67.8	D938-A5C-1680	○	1840	1251
16.90	93	143	18	48	67.7	D938-A5C-1690	○	1840	1251
17.00	93	143	18	48	67.5	D938-A5C-1700	●	1840	1251
17.20	93	143	18	48	67.2	D938-A5C-1720	○	1840	1251
17.50	93	143	18	48	66.8	D938-A5C-1750	●	1840	1251
17.70	93	143	18	48	66.5	D938-A5C-1770	○	1840	1251
17.80	93	143	18	48	66.3	D938-A5C-1780	○	1840	1251
18.00	93	143	18	48	66.0	D938-A5C-1800	●	1840	1251
18.50	101	153	20	50	73.3	D938-A5C-1850	●	2300	1560
18.60	101	153	20	50	73.1	D938-A5C-1860	○	2300	1560
19.00	101	153	20	50	72.5	D938-A5C-1900	●	2300	1560
19.50	101	153	20	50	71.8	D938-A5C-1950	●	2300	1560
20.00	101	153	20	50	71.0	D938-A5C-2000	●	2300	1560

● = Stock ○ = 2 weeks



ECU-Drill-Steel

Solid carbide twist drill
M6103 (3xD), internal coolant supply



Design:

Drill diameter: 1.00-20.00 mm
 Bore tolerance: ≥ IT 9
 Coating: Mx4
 Number of cutting edges: 2
 Number of guiding chamfers: 4
 Point angle: 140°
 Helix angle: 30°



Dimensions						Item no	Stock	Net price SEK	Net price DKK
d ₁ m7	d ₂ h6	l ₁	l ₂	l ₃	l ₄				
3.00	6	62	20	14	36	M6103.0300	●	356	247
3.10	6	62	20	14	36	M6103.0310	●	356	247
3.20	6	62	20	14	36	M6103.0320	○	356	247
3.30	6	62	20	14	36	M6103.0330	●	356	247
3.40	6	62	20	14	36	M6103.0340	○	356	247
3.50	6	62	20	14	36	M6103.0350	○	356	247
3.70	6	62	20	14	36	M6103.0370	●	356	247
3.80	6	66	24	17	36	M6103.0380	●	356	247
3.90	6	66	24	17	36	M6103.0390	○	356	247
4.00	6	66	24	17	36	M6103.0400	○	383	267
4.10	6	66	24	17	36	M6103.0410	○	383	267
4.20	6	66	24	17	36	M6103.0420	○	383	267
4.30	6	66	24	17	36	M6103.0430	○	383	267
4.40	6	66	24	17	36	M6103.0440	○	383	267
4.50	6	66	24	17	36	M6103.0450	○	383	267
4.60	6	66	24	17	36	M6103.0460	○	383	267
4.65	6	66	24	17	36	M6103.0465	○	383	267
4.70	6	66	24	17	36	M6103.0470	○	383	267
4.80	6	66	28	20	36	M6103.0480	○	383	267
4.90	6	66	28	20	36	M6103.0490	○	383	267
5.00	6	66	28	20	36	M6103.0500	○	383	267
5.10	6	66	28	20	36	M6103.0510	○	383	267
5.20	6	66	28	20	36	M6103.0520	○	383	267
5.30	6	66	28	20	36	M6103.0530	○	383	267
5.40	6	66	28	20	36	M6103.0540	○	383	267
5.50	6	66	28	20	36	M6103.0550	●	383	267
5.55	6	66	28	20	36	M6103.0555	●	383	267
5.60	6	66	28	20	36	M6103.0560	●	383	267
5.80	6	66	28	20	36	M6103.0580	●	383	267
5.90	6	66	28	20	36	M6103.0590	○	383	267
6.00	6	66	28	20	36	M6103.0600	●	383	267
6.10	8	79	34	24	36	M6103.0610	○	520	363
6.20	8	79	34	24	36	M6103.0620	○	520	363
6.30	8	79	34	24	36	M6103.0630	○	520	363
6.40	8	79	34	24	36	M6103.0640	○	520	363
6.50	8	79	34	24	36	M6103.0650	●	520	363
6.60	8	79	34	24	36	M6103.0660	○	520	363
6.70	8	79	34	24	36	M6103.0670	○	520	363

● = Stock ○ = 1-2 days

ECU-drill-steel M6103, 3xD, internal cooling

Dimensions						Item no	Stock	Net price SEK	Net price DKK
d ₁ m7	d ₂ h6	l ₁	l ₂	l ₃	l ₄				
6.80	8	79	34	24	36	M6103.0680	○	520	363
6.90	8	79	34	24	36	M6103.0690	●	520	363
7.00	8	79	34	24	36	M6103.0700	○	520	363
7.10	8	79	41	29	36	M6103.0710	○	520	363
7.20	8	79	41	29	36	M6103.0720	○	520	363
7.40	8	79	41	29	36	M6103.0740	●	520	363
7.45	8	79	41	29	36	M6103.0745	●	520	363
7.50	8	79	41	29	36	M6103.0750	●	520	363
7.70	8	79	41	29	36	M6103.0770	○	520	363
7.80	8	79	41	29	36	M6103.0780	●	520	363
7.90	8	79	41	29	36	M6103.0790	○	520	363
8.00	8	79	41	29	36	M6103.0800	●	520	363
8.10	10	89	47	35	40	M6103.0810	○	590	409
8.20	10	89	47	35	40	M6103.0820	○	590	409
8.30	10	89	47	35	40	M6103.0830	○	590	409
8.40	10	89	47	35	40	M6103.0840	○	590	409
8.50	10	89	47	35	40	M6103.0850	●	590	409
8.60	10	89	47	35	40	M6103.0860	●	590	409
8.70	10	89	47	35	40	M6103.0870	○	590	409
8.80	10	89	47	35	40	M6103.0880	○	590	409
8.90	10	89	47	35	40	M6103.0890	○	590	409
9.00	10	89	47	35	40	M6103.0900	●	590	409
9.10	10	89	47	35	40	M6103.0910	○	590	409
9.20	10	89	47	35	40	M6103.0920	○	590	409
9.30	10	89	47	35	40	M6103.0930	●	590	409
9.40	10	89	47	35	40	M6103.0940	○	590	409
9.50	10	89	47	35	40	M6103.0950	●	590	409
9.60	10	89	47	35	40	M6103.0960	○	590	409
9.80	10	89	47	35	40	M6103.0980	●	590	409
9.90	10	89	47	35	40	M6103.0990	○	590	409
10.00	10	89	47	35	40	M6103.1000	●	590	409
10.10	12	102	55	40	45	M6103.1010	○	840	584
10.20	12	102	55	40	45	M6103.1020	○	840	584
10.30	12	102	55	40	45	M6103.1030	●	840	584
10.40	12	102	55	40	45	M6103.1040	○	840	584
10.50	12	102	55	40	45	M6103.1050	●	840	584
10.60	12	102	55	40	45	M6103.1060	○	840	584
10.70	12	102	55	40	45	M6103.1070	○	840	584
10.80	12	102	55	40	45	M6103.1080	●	840	584
10.90	12	102	55	40	45	M6103.1090	○	840	584
11.00	12	102	55	40	45	M6103.1100	●	840	584
11.10	12	102	55	40	45	M6103.1110	○	840	584
11.20	12	102	55	40	45	M6103.1120	●	840	584
11.40	12	102	55	40	45	M6103.1140	○	840	584
11.50	12	102	55	40	45	M6103.1150	○	840	584
11.70	12	102	55	40	45	M6103.1170	○	840	584
11.80	12	102	55	40	45	M6103.1180	●	840	584
12.00	12	102	55	40	45	M6103.1200	●	840	584
12.50	14	107	60	43	45	M6103.1250	●	1180	819
12.70	14	107	60	43	45	M6103.1270	○	1180	819
12.80	14	107	60	43	45	M6103.1280	○	1180	819
13.00	14	107	60	43	45	M6103.1300	●	1180	819
13.50	14	107	60	43	45	M6103.1320	●	1180	819
13.70	14	107	60	43	45	M6103.1350	○	1180	819
13.80	14	107	60	43	45	M6103.1380	●	1180	819

● = Stock ○ = 1-2 days

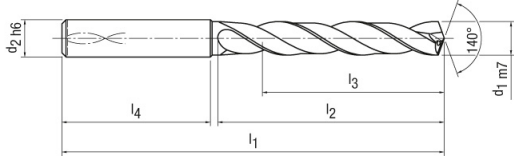
ECU-drill-steel M6103, 3xD, internal cooling

Dimensions						Item no	Stock	Net price SEK	Net price DKK
d ₁ m7	d ₂ h6	l ₁	l ₂	l ₃	l ₄				
14.00	14	107	60	43	45	M6103.1400	○	1180	819
14.20	16	115	65	45	48	M6103.1420	○	1430	996
14.50	16	115	65	45	48	M6103.1450	○	1430	996
14.70	16	115	65	45	48	M6103.1480	●	1430	996
15.00	16	115	65	45	48	M6103.1500	○	1430	996
15.50	16	115	65	45	48	M6103.1550	○	1430	996
15.80	16	115	65	45	48	M6103.1580	○	1430	996
16.00	16	115	65	45	48	M6103.1600	●	1430	996
16.50	18	123	73	51	48	M6103.1650	○	2310	1603
16.80	18	123	73	51	48	M6103.1680	○	2310	1603
17.00	18	123	73	51	48	M6103.1700	○	2310	1603
17.50	18	123	73	51	48	M6103.1750	○	2310	1603
17.80	18	123	73	51	48	M6103.1780	○	2310	1603
18.00	18	123	73	51	48	M6103.1800	●	2310	1603
18.50	20	131	79	55	50	M6103.1850	○	2520	1749
19.00	20	131	79	55	50	M6103.1900	○	2520	1749
19.80	20	131	79	55	50	M6103.1980	○	2520	1749
20.00	20	131	79	55	50	M6103.2000	○	2520	1749

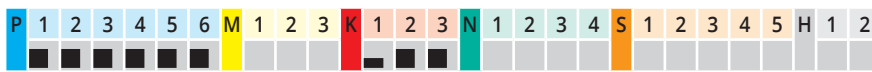
● = Stock ○ = 1-2 days

ECU-Drill-Steel

Solid carbide twist drill
M6105 (5xD), internal coolant supply



Design:
 Drill diameter: 1.00-20.00 mm
 Bore tolerance: ≥ IT 9
 Coating: Mx4
 Number of cutting edges: 2
 Number of guiding chamfers: 4
 Point angle: 140°
 Helix angle: 30°



Dimensions						Item no	Stock	Net price SEK	Net price DKK
d ₁ m7	d ₂ h6	l ₁	l ₂	l ₃	l ₄				
3.00	6	66	28	23	36	M6105.0300	○	462	321
3.10	6	66	28	23	36	M6105.0310	○	462	321
3.20	6	66	28	23	36	M6105.0320	●	462	321
3.30	6	66	28	23	36	M6105.0330	●	462	321
3.40	6	66	28	23	36	M6105.0340	○	462	321
3.50	6	66	28	23	36	M6105.0350	○	462	321
3.60	6	66	28	23	36	M6105.0360	○	462	321
3.70	6	66	28	23	36	M6105.0370	○	462	321
3.80	6	74	36	29	36	M6105.0380	●	462	321
3.90	6	74	36	29	36	M6105.0390	○	462	321
4.00	6	74	36	29	36	M6105.0400	●	498	345
4.10	6	74	36	29	36	M6105.0410	●	498	345
4.20	6	74	36	29	36	M6105.0420	●	498	345
4.30	6	74	36	29	36	M6105.0430	●	498	345
4.40	6	74	36	29	36	M6105.0440	●	498	345
4.50	6	74	36	29	36	M6105.0450	●	498	345
4.60	6	74	36	29	36	M6105.0460	●	498	345
4.65	6	74	36	29	36	M6105.0465	○	498	345
4.70	6	74	36	29	36	M6105.0470	●	498	345
4.80	6	82	44	35	36	M6105.0480	●	498	345
4.90	6	82	44	35	36	M6105.0490	○	498	345
5.00	6	82	44	35	36	M6105.0500	●	498	345
5.10	6	82	44	35	36	M6105.0510	●	498	345
5.20	6	82	44	35	36	M6105.0520	●	498	345
5.30	6	82	44	35	36	M6105.0530	●	498	345
5.40	6	82	44	35	36	M6105.0540	○	498	345
5.50	6	82	44	35	36	M6105.0550	●	498	345
5.55	6	82	44	35	36	M6105.0555	●	498	345
5.60	6	82	44	35	36	M6105.0560	●	498	345
5.70	6	82	44	35	36	M6105.0570	○	498	345
5.80	6	82	44	35	36	M6105.0580	●	498	345
5.90	6	82	44	35	36	M6105.0590	○	498	345
6.00	6	82	44	35	36	M6105.0600	●	498	345
6.10	8	91	53	43	36	M6105.0610	○	545	379
6.20	8	91	53	43	36	M6105.0620	○	545	379
6.30	8	91	53	43	36	M6105.0630	○	545	379

● = Stock ○ = 1-2 days

ECU-drill-steel M6105, 5xD, internal cooling

Dimensions						Item no	Stock	Net price SEK	Net price DKK
d ₁ m7	d ₂ h6	l ₁	l ₂	l ₃	l ₄				
6.40	8	91	53	43	36	M6105.0640	●	545	379
6.50	8	91	53	43	36	M6105.0650	●	545	379
6.60	8	91	53	43	36	M6105.0660	○	545	379
6.70	8	91	53	43	36	M6105.0670	○	545	379
6.80	8	91	53	43	36	M6105.0680	●	545	379
6.90	8	91	53	43	36	M6105.0690	●	545	379
7.00	8	91	53	43	36	M6105.0700	●	545	379
7.10	8	91	53	43	36	M6105.0710	○	545	379
7.20	8	91	53	43	36	M6105.0720	○	545	379
7.30	8	91	53	43	36	M6105.0730	○	545	379
7.40	8	91	53	43	36	M6105.0740	●	545	379
7.50	8	91	53	43	36	M6105.0750	●	545	379
7.60	8	91	53	43	36	M6105.0760	○	545	379
7.70	8	91	53	43	36	M6105.0770	○	545	379
7.80	8	91	53	43	36	M6105.0780	●	545	379
7.90	8	91	53	43	36	M6105.0790	●	545	379
8.00	8	91	53	43	36	M6105.0800	●	545	379
8.10	10	103	61	49	40	M6105.0810	○	630	438
8.20	10	103	61	49	40	M6105.0820	●	630	438
8.30	10	103	61	49	40	M6105.0830	○	630	438
8.40	10	103	61	49	40	M6105.0840	○	630	438
8.50	10	103	61	49	40	M6105.0850	●	630	438
8.60	10	103	61	49	40	M6105.0860	●	630	438
8.70	10	103	61	49	40	M6105.0870	●	630	438
8.80	10	103	61	49	40	M6105.0880	●	630	438
8.90	10	103	61	49	40	M6105.0890	○	630	438
9.00	10	103	61	49	40	M6105.0900	●	630	438
9.10	10	103	61	49	40	M6105.0910	●	630	438
9.20	10	103	61	49	40	M6105.0920	○	630	438
9.30	10	103	61	49	40	M6105.0930	●	630	438
9.40	10	103	61	49	40	M6105.0940	○	630	438
9.50	10	103	61	49	40	M6105.0950	●	630	438
9.60	10	103	61	49	40	M6105.0960	○	630	438
9.70	10	103	61	49	40	M6105.0970	○	630	438
9.80	10	103	61	49	40	M6105.0980	●	630	438
9.90	10	103	61	49	40	M6105.0990	●	630	438
10.00	10	103	61	49	40	M6105.1000	●	630	438
10.10	12	118	71	56	45	M6105.1010	●	920	639
10.20	12	118	71	56	45	M6105.1020	●	920	639
10.30	12	118	71	56	45	M6105.1030	●	920	639
10.40	12	118	71	56	45	M6105.1040	○	920	639
10.50	12	118	71	56	45	M6105.1050	●	920	639
10.60	12	118	71	56	45	M6105.1060	○	920	639
10.80	12	118	71	56	45	M6105.1080	○	920	639
11.00	12	118	71	56	45	M6105.1100	●	920	639
11.10	12	118	71	56	45	M6105.1110	○	920	639
11.20	12	118	71	56	45	M6105.1120	○	920	639
11.30	12	118	71	56	45	M6105.1130	●	920	639
11.40	12	118	71	56	45	M6105.1140	○	920	639
11.50	12	118	71	56	45	M6105.1150	●	920	639
11.60	12	118	71	56	45	M6105.1160	○	920	639
11.70	12	118	71	56	45	M6105.1170	○	920	639
11.80	12	118	71	56	45	M6105.1180	●	920	639
11.90	12	118	71	56	45	M6105.1190	○	920	639
12.00	12	118	71	56	45	M6105.1200	●	920	639
12.20	14	124	77	60	45	M6105.1220	○	1230	858

● = Stock ○ = 1-2 days

ECU-drill-steel M6105, 5xD, internal cooling

Dimensions						Item no	Stock	Net price SEK	Net price DKK
d ₁ m7	d ₂ h6	l ₁	l ₂	l ₃	l ₄				
12.50	14	124	77	60	45	M6105.1250	●	1230	858
12.70	14	124	77	60	45	M6105.1270	○	1230	858
12.80	14	124	77	60	45	M6105.1280	●	1230	858
13.00	14	124	77	60	45	M6105.1300	●	1230	858
13.10	14	124	77	60	45	M6105.1310	○	1230	858
13.50	14	124	77	60	45	M6105.1350	○	1230	858
13.70	14	124	77	60	45	M6105.1370	○	1230	858
13.80	14	124	77	60	45	M6105.1380	○	1230	858
14.00	14	124	77	60	45	M6105.1400	●	1230	858
14.20	16	133	83	63	48	M6105.1420	●	1520	1058
14.50	16	133	83	63	48	M6105.1450	○	1520	1058
14.70	16	133	83	63	48	M6105.1470	○	1520	1058
14.80	16	133	83	63	48	M6105.1480	○	1520	1058
15.00	16	133	83	63	48	M6105.1500	○	1520	1058
15.50	16	133	83	63	48	M6105.1550	○	1520	1058
15.70	16	133	83	63	48	M6105.1570	○	1520	1058
15.80	16	133	83	63	48	M6105.1580	○	1520	1058
16.00	16	133	83	63	48	M6105.1600	●	1520	1058
16.50	18	143	93	71	48	M6105.1650	○	2430	1690
17.00	18	143	93	71	48	M6105.1700	○	2430	1690
17.50	18	143	93	71	48	M6105.1750	○	2430	1690
18.00	18	143	93	71	48	M6105.1800	○	2430	1690
18.50	20	153	101	77	50	M6105.1850	○	2650	1842
18.80	20	153	101	77	50	M6105.1880	○	2650	1842
19.00	20	153	101	77	50	M6105.1900	○	2650	1842
19.80	20	153	101	77	50	M6105.1980	○	2650	1842
20.00	20	153	101	77	50	M6105.2000	○	2650	1842

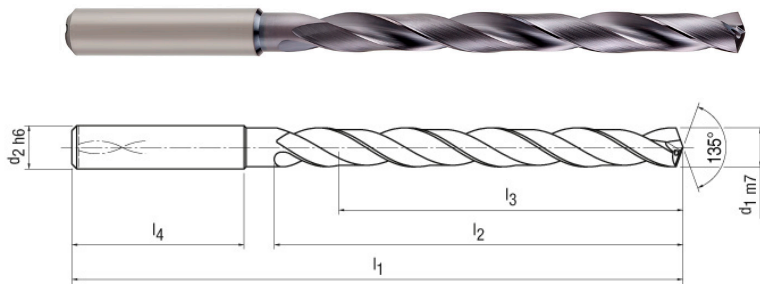
● = Stock ○ = 1-2 days

ECU-Drill-Steel

8xD, internal cooling
M6108

Design:

Drill diameter: 3.00-20.00 mm
 Bore tolerance: ≥ IT 9
 Coating: MxF
 Number of cutting edges: 2
 Number of guiding chamfers: 4
 Point angle: 135°
 Helix angle: 30°



Dimensions						Item no	Stock	Net price SEK	Net price DKK
d ₁ m7	d ₂ h6	l ₁	l ₂	l ₃	l ₄				
3.00	6	72	34	29	36	M6108.0300	●	925	643
3.10	6	72	34	29	36	M6108.0310	○	925	643
3.20	6	72	34	29	36	M6108.0320	○	925	643
3.30	6	72	34	29	36	M6108.0330	○	925	643
3.40	6	72	34	29	36	M6108.0340	●	925	643
3.50	6	72	34	29	36	M6108.0350	●	925	643
3.60	6	72	34	29	36	M6108.0360	●	925	643
3.70	6	72	34	29	36	M6108.0370	○	925	643
3.80	6	81	43	36	36	M6108.0380	○	925	643
3.90	6	81	43	36	36	M6108.0390	○	925	643
4.00	6	81	43	36	36	M6108.0400	●	925	643
4.10	6	81	43	36	36	M6108.0410	○	925	643
4.20	6	81	43	36	36	M6108.0420	●	925	643
4.30	6	81	43	36	36	M6108.0430	○	925	643
4.40	6	81	43	36	36	M6108.0440	○	925	643
4.50	6	81	43	36	36	M6108.0450	●	925	643
4.60	6	81	43	36	36	M6108.0460	○	925	643
4.70	6	81	43	36	36	M6108.0470	●	925	643
4.80	6	95	57	48	36	M6108.0480	●	925	643
4.90	6	95	57	48	36	M6108.0490	○	925	643
5.00	6	95	57	48	36	M6108.0500	●	925	643
5.10	6	95	57	48	36	M6108.0510	●	925	643
5.20	6	95	57	48	36	M6108.0520	○	925	643
5.30	6	95	57	48	36	M6108.0530	○	925	643
5.50	6	95	57	48	36	M6108.0550	○	925	643
5.70	6	95	57	48	36	M6108.0570	○	925	643
5.80	6	95	57	48	36	M6108.0580	○	925	643
5.90	6	95	57	48	36	M6108.0590	○	925	643
6.00	6	95	57	48	36	M6108.0600	●	925	643
6.10	8	114	76	64	36	M6108.0610	○	1150	800
6.20	8	114	76	64	36	M6108.0620	●	1150	800
6.30	8	114	76	64	36	M6108.0630	○	1150	800
6.50	8	114	76	64	36	M6108.0650	●	1150	800
6.60	8	114	76	64	36	M6108.0660	○	1150	800
6.70	8	114	76	64	36	M6108.0670	○	1150	800
6.80	8	114	76	64	36	M6108.0680	●	1150	800

● = Stock ○ = 1-2 days

ECU-drill-steel M6108, 8xD, internal cooling

Dimensions						Item no	Stock	Net price SEK	Net price DKK
d ₁ m7	d ₂ h6	l ₁	l ₂	l ₃	l ₄				
6.90	8	114	76	64	36	M6108.0690	○	1150	800
7.00	8	114	76	64	36	M6108.0700	●	1150	800
7.10	8	114	76	64	36	M6108.0710	●	1150	800
7.40	8	114	76	64	36	M6108.0740	●	1150	800
7.50	8	114	76	64	36	M6108.0750	○	1150	800
7.70	8	114	76	64	36	M6108.0770	○	1150	800
7.80	8	114	76	64	36	M6108.0780	○	1150	800
7.90	8	114	76	64	36	M6108.0790	●	1150	800
8.00	8	114	76	64	36	M6108.0800	●	1150	800
8.10	10	142	95	80	40	M6108.0810	●	1410	982
8.20	10	142	95	80	40	M6108.0820	○	1410	982
8.30	10	142	95	80	40	M6108.0830	○	1410	982
8.50	10	142	95	80	40	M6108.0850	●	1410	982
8.60	10	142	95	80	40	M6108.0860	○	1410	982
8.70	10	142	95	80	40	M6108.0870	●	1410	982
8.80	10	142	95	80	40	M6108.0880	●	1410	982
9.00	10	142	95	80	40	M6108.0900	●	1410	982
9.10	10	142	95	80	40	M6108.0910	○	1410	982
9.20	10	142	95	80	40	M6108.0920	○	1410	982
9.30	10	142	95	80	40	M6108.0930	○	1410	982
9.40	10	142	95	80	40	M6108.0940	○	1410	982
9.50	10	142	95	80	40	M6108.0950	○	1410	982
9.70	10	142	95	80	40	M6108.0970	○	1410	982
9.80	10	142	95	80	40	M6108.0980	○	1410	982
9.90	10	142	95	80	40	M6108.0990	○	1410	982
10.00	10	142	95	80	40	M6108.1000	●	1410	982
10.20	12	162	114	96	45	M6108.1020	●	1940	1348
10.30	12	162	114	96	45	M6108.1030	●	1940	1348
10.50	12	162	114	96	45	M6108.1050	○	1940	1348
10.80	12	162	114	96	45	M6108.1080	●	1940	1348
11.00	12	162	114	96	45	M6108.1100	●	1940	1348
11.20	12	162	114	96	45	M6108.1120	○	1940	1348
11.50	12	162	114	96	45	M6108.1150	○	1940	1348
11.70	12	162	114	96	45	M6108.1170	○	1940	1348
11.80	12	162	114	96	45	M6108.1180	○	1940	1348
12.00	12	162	114	96	45	M6108.1200	●	1940	1348
12.20	14	178	133	112	45	M6108.1220	●	2900	2018
12.50	14	178	133	112	45	M6108.1250	○	2900	2018
12.80	14	178	133	112	45	M6108.1280	○	2900	2018
13.00	14	178	133	112	45	M6108.1300	○	2900	2018
13.50	14	178	133	112	45	M6108.1350	○	2900	2018
13.80	14	178	133	112	45	M6108.1380	○	2900	2018
14.00	14	178	133	112	45	M6108.1400	○	2900	2018
14.50	16	203	152	128	48	M6108.1450	○	3830	2660
15.00	16	203	152	128	48	M6108.1500	○	3830	2660
15.50	16	203	152	128	48	M6108.1550	○	3830	2660
15.80	16	203	152	128	48	M6108.1580	○	3830	2660
16.00	16	203	152	128	48	M6108.1600	●	3830	2660
16.50	18	222	171	144	48	M6108.1650	○	4830	3356
17.00	18	222	171	144	48	M6108.1700	○	4830	3356
17.50	18	222	171	144	48	M6108.1750	○	4830	3356
18.00	18	222	171	144	48	M6108.1800	○	4830	3356
18.50	20	243	190	160	50	M6108.1850	○	5550	3846
19.00	20	243	190	160	50	M6108.1900	○	5550	3846
20.00	20	243	190	160	50	M6108.2000	○	5550	3846


● = Stock ○ = 1-2 days

ECU-Drill-Steel

12xD, internal cooling
M6112

Design:

Drill diameter: 3.00-20.00 mm
 Bore tolerance: ≥ IT 9
 Coating: MxF
 Number of cutting edges: 2
 Number of guiding chamfers: 4
 Point angle: 135°
 Helix angle: 30°



Dimensions						Item no	Stock	Net price SEK	Net price DKK
d ₁ m7	d ₂ h6	l ₁	l ₂	l ₃	l ₄				
3.00	6	92	54	48	36	M6112.0300	●	1260	877
3.10	6	92	54	48	36	M6112.0310	○	1260	877
3.20	6	92	54	48	36	M6112.0320	○	1260	877
3.30	6	92	54	48	36	M6112.0330	○	1260	877
3.40	6	92	54	48	36	M6112.0340	○	1260	877
3.50	6	92	54	48	36	M6112.0350	○	1260	877
3.60	6	92	54	48	36	M6112.0360	○	1260	877
3.70	6	92	54	48	36	M6112.0370	○	1260	877
3.80	6	102	64	58	36	M6112.0380	○	1260	877
3.90	6	102	64	58	36	M6112.0390	○	1260	877
4.00	6	102	64	58	36	M6112.0400	●	1260	877
4.10	6	102	64	58	36	M6112.0410	○	1260	877
4.20	6	102	64	58	36	M6112.0420	○	1260	877
4.30	6	102	64	58	36	M6112.0430	○	1260	877
4.40	6	102	64	58	36	M6112.0440	○	1260	877
4.50	6	102	64	58	36	M6112.0450	○	1260	877
4.60	6	102	64	58	36	M6112.0460	○	1260	877
4.70	6	102	64	58	36	M6112.0470	○	1260	877
4.80	6	116	78	70	36	M6112.0480	○	1260	877
4.90	6	116	78	70	36	M6112.0490	○	1260	877
5.00	6	116	78	70	36	M6112.0500	●	1260	877
5.10	6	116	78	70	36	M6112.0510	○	1260	877
5.20	6	116	78	70	36	M6112.0520	○	1260	877
5.50	6	116	78	70	36	M6112.0550	○	1260	877
5.80	6	116	78	70	36	M6112.0580	○	1260	877
6.00	6	116	78	70	36	M6112.0600	●	1260	877
6.30	8	146	108	94	36	M6112.0630	○	1390	965
6.50	8	146	108	94	36	M6112.0650	○	1390	965
6.60	8	146	108	94	36	M6112.0660	○	1390	965
6.80	8	146	108	94	36	M6112.0680	○	1390	965
7.00	8	146	108	94	36	M6112.0700	●	1390	965
7.40	8	146	108	94	36	M6112.0740	○	1390	965
7.50	8	146	108	94	36	M6112.0750	○	1390	965
7.80	8	146	108	94	36	M6112.0780	○	1390	965
8.00	8	146	108	94	36	M6112.0800	●	1390	965
8.10	10	162	120	110	40	M6112.0810	○	1950	1355
8.20	10	162	120	110	40	M6112.0820	○	1950	1355
8.50	10	162	120	110	40	M6112.0850	○	1950	1355

● = Stock ○ = 1-2 days

ECU-drill-steel M6112, 12xD, internal cooling

Dimensions						Item no	Stock	Net price SEK	Net price DKK
d ₁ m7	d ₂ h6	l ₁	l ₂	l ₃	l ₄				
9.00	10	162	120	110	40	M6112.0900	●	1950	1355
9.30	10	162	120	110	40	M6112.0930	○	1950	1355
9.50	10	162	120	110	40	M6112.0950	○	1950	1355
9.80	10	162	120	110	40	M6112.0980	○	1950	1355
10.00	10	162	120	110	40	M6112.1000	●	1950	1355
10.20	12	204	156	142	45	M6112.1020	○	2830	1966
10.50	12	204	156	142	45	M6112.1050	○	2830	1966
11.00	12	204	156	142	45	M6112.1100	○	2830	1966
11.50	12	204	156	142	45	M6112.1150	○	2830	1966
11.80	12	204	156	142	45	M6112.1180	○	2830	1966
12.00	12	204	156	142	45	M6112.1200	●	2830	1966
12.50	14	230	182	166	45	M6112.1250	○	3610	2508
13.00	14	230	182	166	45	M6112.1300	○	3610	2508
13.50	14	230	182	166	45	M6112.1350	○	3610	2508
14.00	14	230	182	166	45	M6112.1400	○	3610	2508
15.00	16	260	208	192	48	M6112.1500	○	4760	3305
16.00	16	260	208	192	48	M6112.1600	○	4760	3305
17.00	18	285	234	216	48	M6112.1700	○	5700	3948
17.50	18	285	234	216	48	M6112.1750	○	5700	3948
18.00	18	285	234	216	48	M6112.1800	○	5700	3948

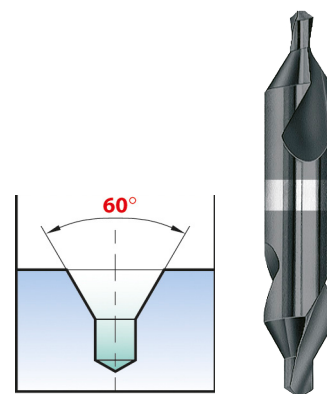
● = Stock ○ = 1-2 days

Center Drill 351 AlCrN

DIN 333A, HSSE

Alcrona coated. 60° chamfer.

Diameter k12 mm	Fästets diam. h8 mm	Borrens längd mm	Totallängd mm	Item no	Stock	Net price SEK	Net price DKK
1	3.15	1.3 - 1.6	31	1529.0100	●	84,50	59
1.25	3.15	1.6 - 1.9	31	1529.0125	●	84,50	59
1.6	4	2 - 2.4	35	1529.0160	●	84,50	59
2	5	2.5 - 2.9	40	1529.0200	●	94,50	66
2.5	6.3	3.1 - 3.6	45	1529.0250	●	106	74
3.15	8	3.9 - 4.4	50	1529.0315	●	130	90
4	10	5 - 5.6	55	1529.0400	●	149	103
5	12.5	6.3 - 6.9	63	1529.0500	●	221	153
6.3	16	8 - 8.6	71	1529.0630	●	354	246

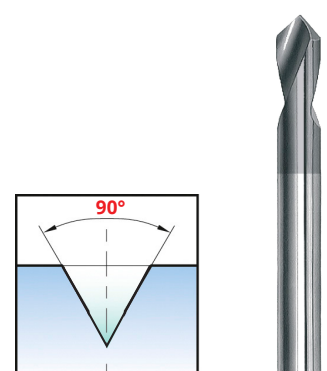


NC-Drill 357 AlCrN

ISO 10898, HSSE

Alcrona coated. 90° point.

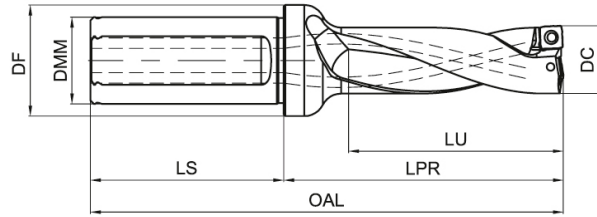
Diameter h6 mm	Spårlängd mm	Totallängd mm	Item no	Stock	Net price SEK	Net price DKK
5	15	60	1527.0500	●	154	107
6	20	66	1527.0600	●	158	110
8	25	79	1527.0800	●	212	147
10	25	89	1527.1000	●	257	178
12	30	102	1527.1200	●	285	198
14	35	115	1527.1400	○	392	272
16	35	115	1527.1600	●	398	276
20	40	131	1527.2000	●	690	480



GHDS-3D / GHD-3D

Indexable Drill 3xD

- Same insert can be used as inside or outside insert
- Optimized inner and outer insert structure design
- Internal coolant outlet directly inject insert rake surface
- Double twisted coolant channel
- Optimized flute design



Dia.	Description	Dimension (mm)							Stock	Insert	Item no	List price SEK	List price DKK
		DC	DMM	DF	LS	LU	LPR	OAL					
14	GHDS-140-3D	14	20	25	50	45	58	108	●	QPMG 040204	6603.1400	2060	1399
14.5	GHDS-145-3D	14.5	20	25	50	47	60	110	●		6603.1450	2060	1399
15	GHDS-150-3D	15	20	25	50	50	62	112	●		6603.1500	2060	1399
15.5	GHDS-155-3D	15.5	20	25	50	52	64	114	●		6603.1550	2060	1399
16	GHDS-160-3D	16	20	25	50	51	66	116	●	QPMG 050204	6603.1600	2060	1399
16.5	GHDS-165-3D	16.5	20	25	50	53	68	118	●		6603.1650	2060	1399
17	GHDS-170-3D	17	25	32	56	54	69	125	●		6603.1700	2060	1399
17.5	GHDS-175-3D	17.5	25	32	56	56	72	128	●		6603.1750	2060	1399
18	GHDS-180-3D	18	25	32	56	58	73	129	●	QPMG 060204	6603.1800	2060	1399
18.5	GHDS-185-3D	18.5	25	32	56	60	75	131	●		6603.1850	2060	1399
19	GHDS-190-3D	19	25	32	56	60	76	132	●		6603.1900	2060	1399
19.5	GHDS-195-3D	19.5	25	32	56	62	79	135	●		6603.1950	2060	1399
20	GHDS-200-3D	20	25	32	56	64	81	137	●	QPMG 07T306	6603.2000	2060	1399
20.5	GHDS-205-3D	20.5	25	32	56	65	82	138	●		6603.2050	2290	1554
21	GHDS-210-3D	21	25	32	56	67	84	140	●		6603.2100	2290	1554
21.5	GHDS-215-3D	21.5	25	32	56	69	86	142	●		6603.2150	2290	1554
22	GHDS-220-3D	22	25	32	56	69	87	143	●	QPMG 09T308	6603.2200	2290	1554
22.5	GHDS-225-3D	22.5	25	32	56	72	90	146	●		6603.2250	2290	1554
23	GHDS-230-3D	23	25	32	56	72	91	147	●		6603.2300	2290	1554
23.5	GHDS-235-3D	23.5	25	32	56	75	93	149	●		6603.2350	2290	1554
24	GHDS-240-3D	24	25	32	56	76	95	151	●	QPMG 07T306	6603.2400	2290	1554
24.5	GHDS-245-3D	24.5	25	32	56	77	97	153	●		6603.2450	2290	1554
25	GHDS-250-3D	25	25	32	56	79	99	155	●		6603.2500	2290	1554
25.5	GHDS-255-3D	25.5	32	40	60	80	100	160	●		6603.2550	2580	1754
26	GHDS-260-3D	26	32	40	60	81	102	162	●	QPMG 09T308	6603.2600	2580	1754
26.5	GHDS-265-3D	26.5	32	40	60	84	104	164	●		6603.2650	2580	1754
27	GHDS-270-3D	27	32	40	60	85	105	165	●		6603.2700	2580	1754
27.5	GHDS-275-3D	27.5	32	40	60	88	108	168	●		6603.2750	2580	1754
28	GHDS-280-3D	28	32	40	60	87	109	169	●	QPMG 110408	6603.2800	2580	1754
28.5	GHDS-285-3D	28.5	32	40	60	90	111	171	●		6603.2850	2580	1754
29	GHDS-290-3D	29	32	40	60	91	112	172	●		6603.2900	2580	1754
29.5	GHDS-295-3D	29.5	32	40	60	93	115	175	●		6603.2950	2580	1754
30	GHDS-300-3D	30	32	40	60	95	117	177	●	QPMG 09T308	6603.3000	2580	1754
30.5	GHDS-305-3D	30.5	32	40	60	97	118	178	●		6603.3050	2580	1754
31	GHDS-310-3D	31	40	48	70	98	121	191	●		6603.3100	2840	1931
31.5	GHDS-315-3D	31.5	40	48	70	98	122	192	●		6603.3150	2840	1931
32	GHDS-320-3D	32	40	48	70	101	124	194	●	QPMG 110408	6603.3200	2840	1931
32.5	GHDS-325-3D	32.5	40	48	70	103	126	196	●		6603.3250	2840	1931
33	GHDS-330-3D	33	40	48	70	104	128	198	●		6603.3300	2840	1931
33.5	GHDS-335-3D	33.5	40	48	70	106	130	200	●		6603.3350	2840	1931
34	GHDS-340-3D	34	40	48	70	108	131	201	●	QPMG 110408	6603.3400	2840	1931
34.5	GHDS-345-3D	34.5	40	48	70	109	134	204	●		6603.3450	2840	1931
35	GHDS-350-3D	35	40	48	70	112	135	205	●		6603.3500	2840	1931
35.5	GHDS-355-3D	35.5	40	48	70	114	137	207	●		6603.3550	2840	1931
36	GHDS-360-3D	36	40	48	70	113	139	209	●	6603.3600	3040	2064	

GHDS-3D / GHD-3D


Dia.	Description	Dimension (mm)							Stock	Insert	Item no	List price SEK	List price DKK
		DC	DMM	DF	LS	LU	LPR	OAL					
36.5	GHDS-365-3D	36.5	40	48	70	116	141	211	●	QPMG 110408	6603.3650	3040	2064
37	GHDS-370-3D	37	40	48	70	117	142	212	●		6603.3700	3170	2153
37.5	GHDS-375-3D	37.5	40	48	70	118	144	214	●		6603.3750	3170	2153
38	GHDS-380-3D	38	40	48	70	122	146	216	●		6603.3800	3170	2153
38.5	GHDS-385-3D	38.5	40	48	70	122	148	218	●		6603.3850	3170	2153
39	GHDS-390-3D	39	40	48	70	125	149	219	●		6603.3900	3170	2153
39.5	GHDS-395-3D	39.5	40	48	70	124	151	221	●		6603.3950	3170	2153
40	GHDS-400-3D	40	40	48	70	126	153	223	●		6603.4000	3170	2153
40.5	GHDS-405-3D	40.5	40	48	70	126	126	225	○		6603.4050	4340	2950
41	GHDS-410-3D	41	40	48	70	129	129	227	●		QPMG 130408	6603.4100	4340
41.5	GHDS-415-3D	41.5	40	48	70	132	132	226.1	●	6603.4150		4340	2950
42	GHDS-420-3D	42	40	48	70	133	133	230	●	6603.4200		4340	2950
42.5	GHDS-425-3D	42.5	40	48	70	133	133	232	●	6603.4250		4340	2950
43	GHDS-430-3D	43	40	48	70	135	135	234	●	6603.4300		4340	2950
43.5	GHDS-435-3D	43.5	40	48	70	136	136	236	○	6603.4350		4340	2950
44	GHDS-440-3D	44	40	48	70	137	137	237	●	6603.4400		4340	2950
44.5	GHDS-445-3D	44.5	40	48	70	139	139	240	○	6603.4450		4340	2950
45	GHDS-450-3D	45	40	48	70	142	142	242	●	6603.4500		4340	2950
45.5	GHDS-455-3D	45.5	40	48	70	143	143	244	●	6603.4550		5100	3456
46	GHDS-460-3D	46	40	48	70	146	146	246	●	QPMG 150512	6603.4600	5100	3456
46.5	GHDS-465-3D	46.5	40	48	70	150	150	248	●		6603.4650	5100	3456
47	GHDS-470-3D	47	40	48	70	152	152	249	●		6603.4700	5100	3456
47.5	GHDS-475-3D	47.5	40	48	70	155	155	251	●		6603.4750	5100	3456
48	GHDS-480-3D	48	40	48	70	159	159	253	●		6603.4800	5100	3456
48.5	GHDS-485-3D	48	40	48	70	159	159	258	●		6603.4850	4360	2963
49	GHDS-490-3D	49	40	49	70	159	159	258	●		6603.4900	4360	2963
49.5	GHDS-495-3D	49.5	40	49	70	159	159	258	○		6603.4950	4360	2963
50	GHD-500-3D	50.0	40	50	70	191	156	261	●		6603.5000	4360	2963

● Stock ○ =2 weeks

Inserts for GHDS-3D/GHD-3D

Recommended cutting data

- GA4230: Universal grade
- GM3220: For stainless steel
- GS4130: Suitable for HRSA material and unstable conditions.



Item no	Description	Grade	Dimensions				Drilling Dia.	Stock	List price SEK	List price DKK
			IC	t	r	d1				
6603.0010	QPMG040204-DP	GA4230	4.70	2.30	0.40	2.20	14-15.9	●	88,50	60
6603.0110	QPMG040204-DP	GH4115	4.70	2.30	0.40	2.20	14-15.9	●	88,50	60
6603.0120	QPMG040204-DP	GH4125	4.70	2.30	0.40	2.20	14-15.9	●	88,50	60
6603.0012	QPMG040204-DP	GM3220	4.70	2.30	0.40	2.20	14-15.9	●	88,50	60
6603.0015	QPMG040204-DP	GS4130	4.70	2.30	0.40	2.20	14-15.9	●	88,50	60
6603.0020	QPMG050204-DP	GA4230	5.70	2.50	0.40	2.60	16-18.9	●	94,50	64
6603.0022	QPMG050204-DP	GM3220	5.70	2.50	0.40	2.60	16-18.9	●	94,50	64
6603.0025	QPMG050204-DP	GS4130	5.70	2.50	0.40	2.60	16-18.9	●	94,50	64
6603.0090	QPMG060204-DP	GK4125	6.50	2.50	0.40	2.60	19-22.5	○	102	69
6603.0030	QPMG060204-DP	GA4230	6.50	2.50	0.40	2.60	19-22.5	●	102	69
6603.0032	QPMG060204-DP	GM3220	6.50	2.50	0.40	2.60	19-22.5	●	102	69
6603.0035	QPMG060204-DP	GS4130	6.50	2.50	0.40	2.60	19-22.5	●	102	69
6603.0040	QPMG07T306-DP	GA4230	7.94	3.20	0.60	2.85	22.6-27.0	●	108	74
6603.0042	QPMG07T306-DP	GM3220	7.94	3.20	0.60	2.85	22.6-27.0	●	108	74
6603.0045	QPMG07T306-DP	GS4130	7.94	3.20	0.60	2.85	22.6-27.0	●	108	74
6603.0050	QPMG09T308-DP	GA4230	9.70	3.50	0.80	3.50	27.1-33.0	●	119	81
6603.0052	QPMG09T308-DP	GM3220	9.70	3.50	0.80	3.50	27.1-33.0	●	119	81
6603.0055	QPMG09T308-DP	GS4130	9.70	3.50	0.80	3.50	27.1-33.0	●	119	81
6603.0060	QPMG110408-DP	GA4230	11.50	4.76	0.80	4.40	33.1-40	●	121	82
6603.0062	QPMG110408-DP	GM3220	11.50	4.76	0.80	4.40	33.1-40	●	121	82
6603.0065	QPMG110408-DP	GS4130	11.50	4.76	0.80	4.40	33.1-40	●	121	82
6603.0070	QPMG130408-DP	GA4230	13.20	4.76	0.80	4.40	40.1-45	●	140	95
6603.0072	QPMG130408-DP	GM3220	13.20	4.76	0.80	4.40	40.1-45	●	140	95
6603.0075	QPMG130408-DP	GS4130	13.20	4.76	0.80	4.40	40.1-45	●	140	95
6603.0080	QPMG150512-DP	GA4230	15.20	5.20	1.20	5.50	45.1-51	●	159	108
6603.0082	QPMG150512-DP	GM3220	15.20	5.20	1.20	5.50	45.1-51	●	159	108
6603.0085	QPMG150512-DP	GS4130	15.20	5.20	1.20	5.50	45.1-51	●	159	108

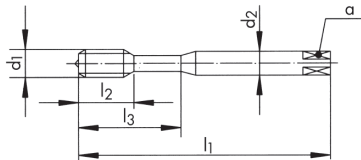
● = Stock ○ = 2 weeks

Workpiece	Hardness	Cutting speed Vc m/min	Feed (mm/rev) *According to the drills diameter				
			Ø 14.0-22.5	Ø 23.0-27.0	Ø 27.5-33.0	Ø 33.5-51.0	
P	Unalloy steel	<125 HB	140-180-220	0.04-0.10	0.04-0.12	0.06-0.16	0.08-0.18
	Alloy steel	<25 HRC	140-180-220	0.04-0.10	0.04-0.12	0.06-0.16	0.08-0.18
	Alloy and tool steel	< 35 HRC	100-160-200	0.04-0.10	0.06-0.12	0.08-0.16	0.08-0.18
		35-48 HRC	80-160-200	0.04-0.10	0.06-0.12	0.08-0.16	0.08-0.18
		<35 HRC	80-160-200	0.03-0.08	0.04-0.12	0.08-0.14	0.08-0.16
M	Stainless	130-200 HB	100-140-200	0.04-0.10	0.06-0.12	0.06-0.14	0.06-0.16
	Stainless austenitic	<25 HRC	60-140-180	0.03-0.08	0.04-0.12	0.06-0.14	0.06-0.16
K	Gray Cast Iron	<32 HRC	140-180-230	0.04-0.10	0.06-0.14	0.06-0.16	0.08-0.20
	Ductile Cast Iron	<28 HRC	120-160-200	0.04-0.10	0.06-0.14	0.06-0.16	0.08-0.20
	Alloy Cast Iron	<45 HRC	100-160-200	0.04-0.10	0.06-0.12	0.08-0.16	0.08-0.18
S	Ni Superalloy		30-50-80	0.03-0.06	0.04-0.08	0.04-0.10	0.06-0.12
	Titanium Superalloy		30-50-70	0.03-0.08	0.04-0.10	0.06-0.10	0.06-0.12
H	Hardened steel	40 HRC	30-45-60	0.04-0.08	0.04-0.10	0.06-0.12	0.08-0.14

Tap Q320VS-4 | Q420VS-4 M

DIN 371 / DIN 376

Coated PM tap, universal for different types of material



11	12	13	14	15	21
22	23	24	31	32	51
52	61	62	63	71	72
73	74	81	82	83	

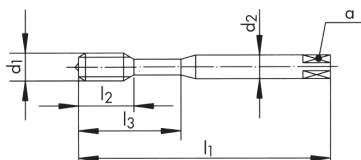


Dimensions									Item no	Stock	Net price SEK	Net price DKK
Ø d1	P	l1	l2	l3	d2	a						
3	0.50	56	12.0	18	3.5	2.7	3	2.50	22.195494	●	237	165
4	0.70	63	14.0	21	4.6	3.4	3	3.30	22.195495	●	237	165
5	0.80	70	15.0	25	6.0	4.9	3	4.20	22.195496	●	243	169
6	1.00	80	17.0	30	6.0	4.9	3	5.00	22.195497	●	252	175
8	1.25	90	20.0	35	8.0	6.2	3	6.80	22.195498	●	290	202
10	1.50	100	22.0	39	10.0	8.0	3	8.50	22.195499	●	345	240
12	1.75	110	24.0		9.0	7.0	3	10.20	22.195500	●	400	278
14	2.00	110	28.0		11.0	9.0	3	12.00	22.195501	○	565	393
16	2.00	110	30.0		12.0	9.0	3	14.00	22.195502	●	585	407
20	2.50	140	36.0		16.0	12.0	4	17.50	22.195503	●	920	641
24	3.00	160	39.0		18.0	14.5	4	21.00	22.195504	●	1260	876

Tap Q360VS-3 | Q460VS-3 M

DIN 371 / DIN 376

Coated PM tap, universal for different types of material



11	12	13	14	15	21
22	23	24	31	32	51
52	61	62	63	71	72
73	74	81	82	83	



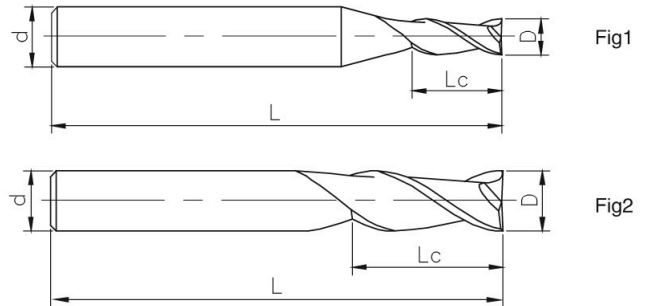

Dimensions									Item no	Stock	Net price SEK	Net price DKK
Ø d1	P	l1	l2	l3	d2	a						
3	0.50	56	5.5	18	3.5	2.7	3	2.50	22.195516	●	257	179
4	0.70	63	7.5	21	4.5	3.4	3	3.30	22.195517	●	257	179
5	0.80	70	9.0	25	6.0	4.9	3	4.20	22.195518	●	263	183
6	1.00	80	11.0	3	6.0	4.9	3	5.00	22.195519	●	271	189
8	1.25	90	12.5	35	8.0	6.2	3	6.80	22.195520	●	313	217
10	1.50	100	14.0	39	10.0	8.0	3	8.50	22.195521	●	377	262
12	1.75	110	14.0		9.0	7.0	3	10.20	22.195522	●	441	306
14	2.00	110	14.0		11.0	9.0	3	12.00	22.195523	○	615	427
16	2.00	110	18.0		12.0	9.0	3	14.00	22.195524	●	645	449
20	2.50	140	24.0		16.0	12.0	3	17.50	22.195525	○	985	685
24	3.00	160	27.0		18.0	14.5	4	21.00	22.195526	●	1360	944

● = Stock ○ = 1-2 days

UP210-S2

2 fluted coated square solid carbide end mill, normal length

- Suitable for steels & cast iron (≤ 48 HRC)
- High performance AlCr series coating with high temperature resistance and high wear resistance.



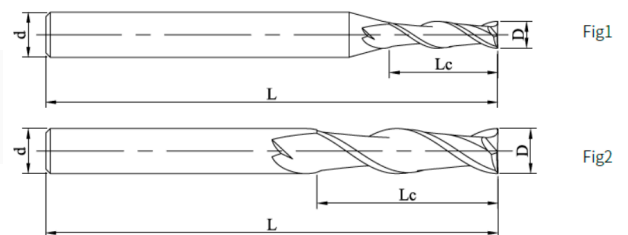

Dimensions				Fig	z	Item no	Stock	Net price SEK	Net price DKK
D	Lc	L	d						
1	3	50	4	1	2	UP210-S2-01003	●	77	52
1.5	4	50	4	1	2	UP210-S2-01504	●	77	52
2	6	50	4	1	2	UP210-S2-02006	●	77	52
2.5	8	50	4	1	2	UP210-S2-02508	●	77	52
3	9	50	4	1	2	UP210-S2-03009	●	77	52
4	11	50	4	2	2	UP210-S2-04011	●	77	52
4.5	11	50	6	1	2	UP210-S2-04513	●	106	72
5	13	50	6	1	2	UP210-S2-05013	●	106	72
6	16	50	6	2	2	UP210-S2-06016	●	106	72
7	20	60	8	1	2	UP210-S2-07020	●	167	114
8	20	60	8	2	2	UP210-S2-08020	●	167	114
9	23	75	10	1	2	UP210-S2-09023	●	317	215
10	25	75	10	2	2	UP210-S2-10025	●	317	215
11	28	75	12	1	2	UP210-S2-11028	●	383	260
12	30	75	12	2	2	UP210-S2-12030	●	383	260
16	36	100	36	2	2	UP210-S2-16036	●	760	516
20	45	100	20	2	2	UP210-S2-20045	●	1140	777

● = Stock ○ = 2 weeks

UP210-SL2

2 fluted coated square solid carbide end mill, long length

- Suitable for steels & cast iron (≤ 48 HRC)
- High performance AlCr series coating with high temperature resistance and high wear resistance.



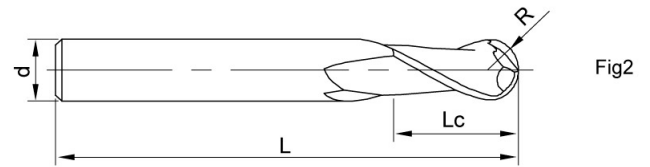
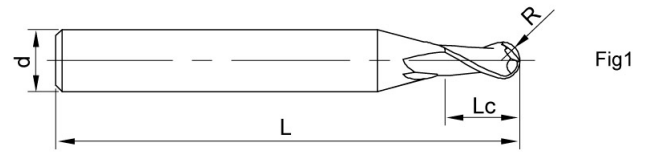

Dimensions				Fig	z	Item no	Stock	Net price SEK	Net price DKK
D	Lc	L	d						
2	15	75	4	1	2	UP210-SL2-02015	●	142	96
3	25	75	4	1	2	UP210-SL2-03025	●	142	96
4	30	75	4	2	2	UP210-SL2-04030	●	142	96
5	30	75	6	1	2	UP210-SL2-05030	●	168	114
6	35	75	6	2	2	UP210-SL2-06035	●	168	114
8	40	100	8	2	2	UP210-SL2-08040	●	304	207
10	45	100	10	2	2	UP210-SL2-10045	●	407	276
12	50	100	12	2	2	UP210-SL2-12050	●	550	373
14	55	100	14	2	2	UP210-SL2-14055	●	735	499
16	60	150	16	2	2	UP210-SL2-16060	●	1280	866
18	65	150	18	2	2	UP210-SL2-18065	●	1660	1128
20	70	150	20	2	2	UP210-SL2-20070	●	1960	1330

● = Stock ○ = 2 weeks

UP210-B2

2 fluted, coated radius solid carbide end mill, normal length

- Suitable for steels & cast iron (≤ 48 HRC)
- High performance AlCr series coating with high temperature resistance and high wear resistance.



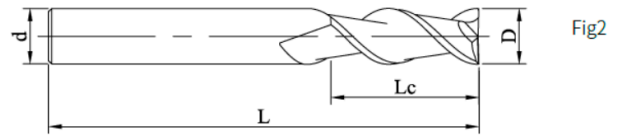
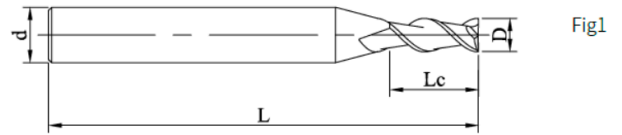
Dimensions					Fig	z	Item no	Stock	Net price SEK	Net price DKK
D	R	Lc	L	d						
1	0.5	2	50	4	1	2	UP210-B2-01002	●	105	72
1.5	0.75	3	50	4	1	2	UP210-B2-01503	●	105	72
2	1	4	50	4	1	2	UP210-B2-02004	●	105	72
3	1.5	6	50	4	1	2	UP210-B2-03006	●	105	72
4	2	8	50	4	2	2	UP210-B2-04008	●	105	72
5	2.5	10	50	6	1	2	UP210-B2-05010	●	132	89
6	3	12	50	6	2	2	UP210-B2-06012	●	132	89
7	3.5	14	60	8	1	2	UP210-B2-07014	●	203	138
8	4	14	60	8	2	2	UP210-B2-08014	●	203	138
9	4.5	16	75	10	1	2	UP210-B2-09016	●	402	273
10	5	18	75	10	2	2	UP210-B2-10018	●	418	283
11	5.5	20	75	12	1	2	UP210-B2-11020	●	469	319
12	6	22	75	12	2	2	UP210-B2-12022	●	469	319
13	6.5	26	90	14	1	2	UP210-B2-13026	●	820	557
14	7	26	90	14	2	2	UP210-B2-14026	●	820	557
15	7.5	30	90	16	1	2	UP210-B2-15030	●	810	551
16	8	30	100	16	2	2	UP210-B2-16030	●	855	581
18	9	34	100	18	2	2	UP210-B2-18034	●	1220	830
20	10	38	100	20	2	2	UP210-B2-20038	●	1310	887

● = Stock ○ = 2 weeks

UA100-S2

2 fluted, coated square solid carbide end mill, normal length

- Suitable for aluminium alloy ($Si \leq 12\%$) and copper alloy ($<200HB$) general processing
- Special edge design, reduces vibration, effectively solve the crumbs.



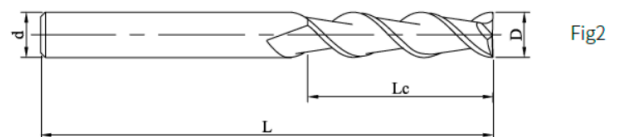
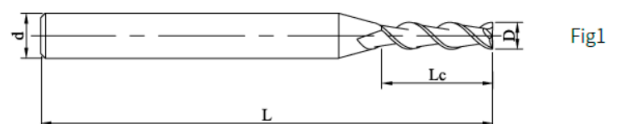
Dimensions				Fig	z	Item no	Stock	Net price SEK	Net price DKK
D	Lc	L	d						
1	3	50	4	1	2	UA100-S2-01003	●	77	52
1.5	4	50	4	1	2	UA100-S2-01504	●	77	52
2	6	50	4	1	2	UA100-S2-02006	●	77	52
3	9	50	4	1	2	UA100-S2-03009	●	77	52
4	11	50	4	2	2	UA100-S2-04011	●	77	52
4.5	12	50	6	1	2	UA100-S2-04512	●	107	73
5	13	50	6	1	2	UA100-S2-05013	●	107	73
5.5	16	50	6	1	2	UA100-S2-05516	●	107	73
6	16	50	6	2	2	UA100-S2-06016	●	107	73
7	20	60	8	1	2	UA100-S2-07020	●	163	111
8	20	60	8	2	2	UA100-S2-08020	●	163	111
9	23	75	10	1	2	UA100-S2-09023	●	310	211
10	25	75	10	2	2	UA100-S2-10025	●	310	211
12	30	75	12	2	2	UA100-S2-12030	●	376	255
16	36	100	16	2	2	UA100-S2-16036	●	795	539
20	45	100	20	2	2	UA100-S2-20045	●	1210	820

● = Stock ○ = 2 weeks

UA100-SL2

2 fluted, coated square solid carbide end mill, long length

- Suitable for aluminium alloy ($Si \leq 12\%$) and copper alloy ($<200HB$) general processing
- Special edge design, reduces vibration, effectively solve the crumbs.



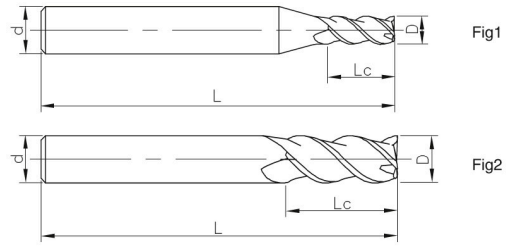

Dimensions				Fig	z	Item no	Stock	Net price SEK	Net price DKK
D	Lc	L	d						
2	20	75	4	1	2	UA100-SL2-02020	●	157	106
3	25	75	4	1	2	UA100-SL2-03025	●	157	106
4	30	75	4	2	2	UA100-SL2-04030	●	157	106
5	30	75	6	1	2	UA100-SL2-05030	●	194	131
6	35	75	6	2	2	UA100-SL2-06035	●	194	131
8	40	100	8	2	2	UA100-SL2-08040	●	277	188
10	45	100	10	2	2	UA100-SL2-10045	●	431	293
12	50	100	12	2	2	UA100-SL2-12050	●	505	344
16	60	150	16	2	2	UA100-SL2-16060	●	1170	796
20	70	150	20	2	2	UA100-SL2-20070	●	1780	1210

● = Stock ○ = 2 weeks

UP210-S3

3 fluted, coated square solid carbide end mill, normal length

- Suitable for steels & cast iron (≤ 48 HRC)
- High performance AlCr series coating with high temperature resistance and high wear resistance.



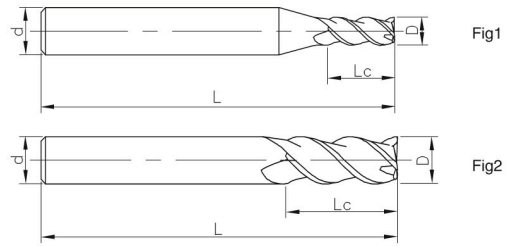
Dimensions				Fig	z	Item no	Stock	Net price SEK	Net price DKK
D	Lc	L	d						
3	9	50	4	1	3	UP210-S3-03009	●	77	52
4	11	50	4	2	3	UP210-S3-04011	●	77	52
5	13	50	6	1	3	UP210-S3-05013	●	106	72
6	16	50	6	2	3	UP210-S3-06016	●	106	72
8	20	60	8	2	3	UP210-S3-08020	●	167	114
10	25	75	10	2	3	UP210-S3-10025	●	317	215
12	30	75	12	2	3	UP210-S3-12030	●	383	260
16	36	100	16	2	3	UP210-S3-16036	●	760	516
20	45	100	20	2	3	UP210-S3-20045	●	1140	777
25	50	100	25	2	3	UP210-S3-25050	●	1830	1243

● = Stock ○ = 2 weeks

UA100-S3

3 flutes square solid carbide end mill, normal length

- Suitable for aluminium alloy ($Si \leq 12\%$) and copper alloy (<200HB) general processing
- Special edge design, reduces vibration, good chip control.



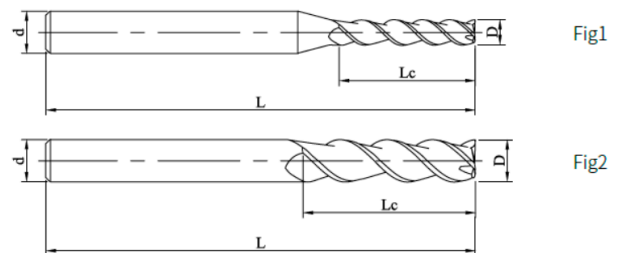
Dimensions				Fig	z	Item no	Stock	Net price SEK	Net price DKK
D	Lc	L	d						
2	6	50	4	1	3	UA100-S3-02006	●	77	52
3	9	50	4	1	3	UA100-S3-03009	●	77	52
4	11	50	4	2	3	UA100-S3-04011	●	77	52
5	13	50	6	1	3	UA100-S3-05013	●	107	73
6	16	50	6	2	3	UA100-S3-06016	●	107	73
7	20	60	8	1	3	UA100-S3-07020	●	163	111
8	20	60	8	2	3	UA100-S3-08020	●	163	111
9	23	75	10	1	3	UA100-S3-09023	●	310	211
10	25	75	10	2	3	UA100-S3-10025	●	310	211
12	30	75	12	2	3	UA100-S3-12030	●	376	255
16	36	100	16	2	3	UA100-S3-16036	●	795	539
18	38	100	18	2	3	UA100-S3-18038	●	1040	705
20	45	100	20	2	3	UA100-S3-20045	●	1210	820

● = Stock ○ = 2 weeks

UA100-SL3

3 flutes square solid carbide end mill, long length

- Suitable for aluminium alloy ($Si \leq 12\%$) and copper alloy (<200HB) general processing
- Special edge design, reduces vibration, good chip control.



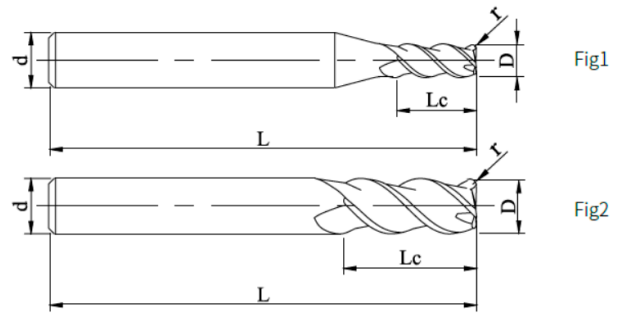
Dimensions				Fig	z	Item no	Stock	Net price SEK	Net price DKK
D	Lc	L	d						
2	20	75	4	1	3	UA100-SL3-02020	●	157	106
3	25	75	4	1	3	UA100-SL3-03025	●	157	106
4	30	75	4	2	3	UA100-SL3-04030	●	157	106
5	30	75	6	1	3	UA100-SL3-05030	●	194	131
6	35	75	6	2	3	UA100-SL3-06035	●	194	131
8	40	100	8	2	3	UA100-SL3-08040	●	277	188
10	45	100	10	2	3	UA100-SL3-10045	●	431	293
12	50	100	12	2	3	UA100-SL3-12050	●	505	344
16	60	150	16	2	3	UA100-SL3-16060	●	1170	796
20	70	150	20	2	3	UA100-SL3-20070	●	1780	1210

● = Stock ○ = 2 weeks

UA100-R3

3 fluted corner radius solid carbide end mill, normal length

- Suitable for aluminium alloy (Si ≤ 12%) and copper alloy (<200HB) general processing
- Special edge design, reduces vibration, good chip control.



Dimensions					Fig	z	Item no	Stock	Net price SEK	Net price DKK
D	Lc	R	L	d						
4	11	0.2	50	4	2	3	UA100-R3-04002	●	106	72
4	11	0.3	50	4	2	3	UA100-R3-04003	●	106	72
4	11	0.5	50	4	2	3	UA100-R3-04005	●	106	72
4	11	1	50	4	2	3	UA100-R3-04010	●	106	72
5	13	0.2	50	6	1	3	UA100-R3-05002	●	140	95
5	13	0.3	50	6	1	3	UA100-R3-05003	●	140	95
5	13	0.5	50	6	1	3	UA100-R3-05005	●	140	95
5	13	1	50	6	1	3	UA100-R3-05010	●	140	95
5	13	1.5	50	6	1	3	UA100-R3-05015	●	140	95
6	16	0.5	50	6	2	3	UA100-R3-06005	●	140	95
6	16	1	50	6	2	3	UA100-R3-06010	●	140	95
6	16	1.5	50	6	2	3	UA100-R3-06015	●	140	95
6	16	2	50	6	2	3	UA100-R3-06020	●	140	95
8	20	0.5	60	8	2	3	UA100-R3-08005	●	187	127
8	20	1	60	8	2	3	UA100-R3-08010	●	187	127
8	20	1.5	60	8	2	3	UA100-R3-08015	●	187	127
8	20	2	60	8	2	3	UA100-R3-08020	●	187	127
8	20	3	60	8	2	3	UA100-R3-08030	●	187	127
10	25	0.5	75	10	2	3	UA100-R3-10005	●	343	233
10	25	1	75	10	2	3	UA100-R3-10010	●	343	233
10	25	1.5	75	10	2	3	UA100-R3-10015	●	343	233
10	25	2	75	10	2	3	UA100-R3-10020	●	343	233
10	25	2.5	75	10	2	3	UA100-R3-10025	●	343	233
10	25	3	75	10	2	3	UA100-R3-10030	●	343	233
12	30	0.5	75	12	2	3	UA100-R3-12005	●	414	281
12	30	1	75	12	2	3	UA100-R3-12010	●	414	281
12	30	1.5	75	12	2	3	UA100-R3-12015	●	414	281
12	30	2	75	12	2	3	UA100-R3-12020	●	414	281
12	30	2.5	75	12	2	3	UA100-R3-12025	●	414	281
12	30	3	75	12	2	3	UA100-R3-12030	●	414	281

Other dimensions and corner radius see www.edeco.se | www.edeco.dk

● = Stock ○ = 2 weeks

UP210-S4

4 fluted coated square solid carbide end mill, normal length

- Suitable for steels & cast iron (≤ 48 HRC)
- High performance AlCr series coating with high temperature resistance and high wear resistance.

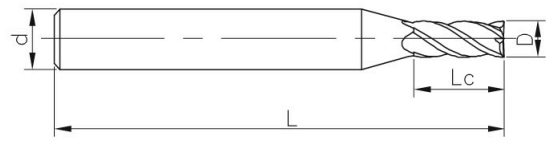



Fig1

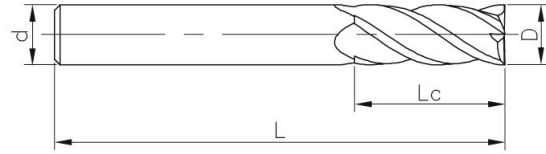


Fig2



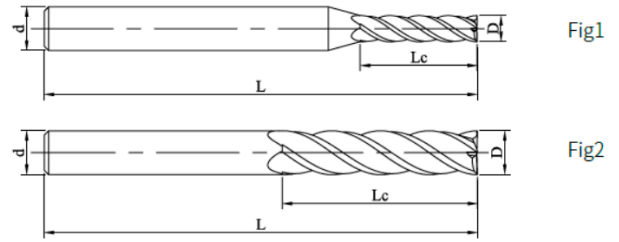

Dimensions				Fig	z	Item no	Stock	Net price SEK	Net price DKK
D	Lc	L	d						
1	3	50	4	1	4	UP210-S4-01003	●	77	52
1.5	5	50	4	1	4	UP210-S4-01505	●	77	52
2	6	50	4	1	4	UP210-S4-02006	●	77	52
2.5	8	50	4	1	4	UP210-S4-02508	●	77	52
3	9	50	4	1	4	UP210-S4-03009	●	77	52
3.5	11	50	4	1	4	UP210-S4-03511	●	77	52
4	11	50	4	2	4	UP210-S4-04011	●	77	52
5	13	50	6	1	4	UP210-S4-05013	●	106	72
5.5	16	50	6	1	4	UP210-S4-05516	●	106	72
6	16	50	6	2	4	UP210-S4-06016	●	106	72
6.5	16	60	8	1	4	UP210-S4-06516	●	167	114
7	20	60	8	1	4	UP210-S4-07020	●	167	114
8	20	60	8	2	4	UP210-S4-08020	●	167	114
9	23	75	10	1	4	UP210-S4-09023	○	317	215
10	25	75	10	2	4	UP210-S4-10025	●	317	215
11	28	75	12	1	4	UP210-S4-11028	●	383	260
12	30	75	12	2	4	UP210-S4-12030	●	383	260
13	32	100	14	1	4	UP210-S4-13032	○	675	460
14	34	100	14	2	4	UP210-S4-14034	●	675	460
15	36	100	16	1	4	UP210-S4-15036	●	760	516
16	36	100	16	2	4	UP210-S4-16036	●	760	516
17	38	100	17	2	4	UP210-S4-17038	●	1000	679
18	45	100	18	2	4	UP210-S4-18045	●	1000	679
20	45	100	20	2	4	UP210-S4-20045	●	1140	777

● = Stock ○ = 2 weeks

UP210-SL4

4 fluted coated square solid carbide end mill, long length

- Suitable for steels & cast iron (≤ 48 HRC)
- High performance AlCr series coating with high temperature resistance and high wear resistance.



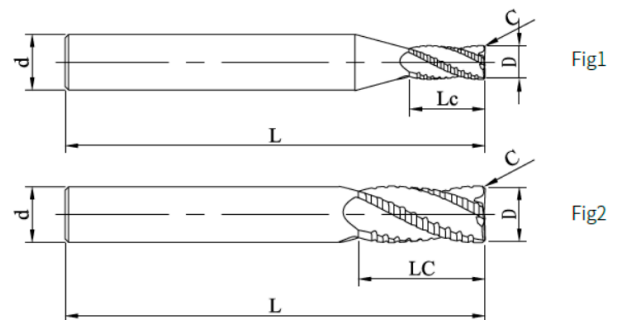
Dimensions				Fig	z	Item no	Stock	Net price SEK	Net price DKK
D	Lc	L	d						
1	4	50	4	1	4	UP210-SL4-01004	●	100	68
2	10	50	4	1	4	UP210-SL4-02010	●	100	68
3	15	60	4	1	4	UP210-SL4-03015	●	103	70
4	30	75	4	2	4	UP210-SL4-04030	●	142	96
5	30	75	6	1	4	UP210-SL4-05030	●	168	114
6	30	75	6	2	4	UP210-SL4-06030	●	166	113
6	35	75	6	2	4	UP210-SL4-06035	●	168	114
8	40	100	8	2	4	UP210-SL4-08040	●	304	207
10	50	100	10	2	4	UP210-SL4-10050	●	419	285
12	45	100	12	2	4	UP210-SL4-12045	●	535	362
12	50	100	12	2	4	UP210-SL4-12050	●	550	373
14	45	100	14	2	4	UP210-SL4-14045	●	735	499
16	70	150	16	2	4	UP210-SL4-16070	●	1310	892
18	70	150	18	2	4	UP210-SL4-18070	●	1660	1128
20	70	150	20	2	4	UP210-SL4-20070	●	1960	1330

● = Stock ○ = 2 weeks

UPN210-S4

4 fluted coated roughing with chamfer, solid carbide end mill, normal length

- Suitable for steels & cast iron (≤ 48 HRC)
- High performance AlCr series coating with high temperature resistance and high wear resistance.



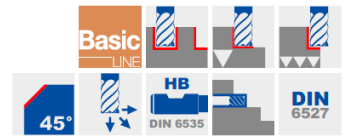
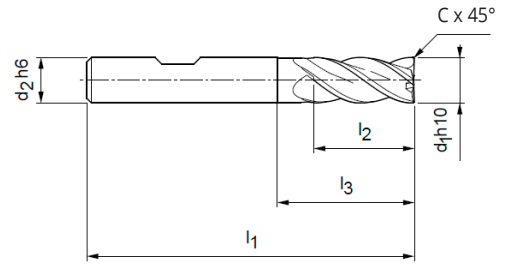
Dimensions					Fig	z	Item no	Stock	Net price SEK	Net price DKK
D	Lc	C	L	d						
6	16	0.2	50	6	2	4	UPN210-S4-06016	●	243	165
8	20	0.2	60	8	2	4	UPN210-S4-08020	●	393	267
10	25	0.3	75	10	2	4	UPN210-S4-10025	●	655	444
12	30	0.3	75	12	2	4	UPN210-S4-12030	●	785	532
16	36	0.4	100	16	2	4	UPN210-S4-16036	●	1530	1039
20	45	0.5	100	20	2	4	UPN210-S4-20045	●	2370	1607

● = Stock ○ = 2 weeks

ECU-Mill-Uni-LV

4 fluted shoulder milling cutter, long design with neck.
Low vibration

Design:
Milling cutter diameter: 3.00-20.00 mm
Coating: MF20
Number of cutting edges: z = 4
Helix angle: 36°/38,5°
Special features: Unequal spacing



Dimensions						z	Item no	Stock	Net price SEK	Net price DKK
d1 h10	d2 h6	l1	l2	l3	C x 45°					
3	6	57	8	-	0.06	4	M4094.0300BD	●	269	187
4	6	57	11	-	0.08	4	M4094.0400BD	●	269	187
5	6	57	13	-	0.10	4	M4094.0500BD	●	286	198
6	6	57	13	20	0.12	4	M4094.0600BD	●	286	198
8	8	63	21	25	0.16	4	M4094.0800BD	●	335	233
10	10	72	22	30	0.20	4	M4094.1000BD	●	479	333
12	12	83	26	36	0.24	4	M4094.1200BD	●	620	429
16	16	92	36	42	0.32	4	M4094.1600BD	●	1180	818
20	20	104	41	53	0.40	4	M4094.2000BD	●	1660	1153

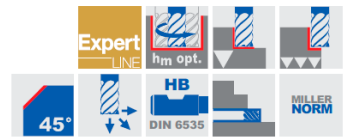
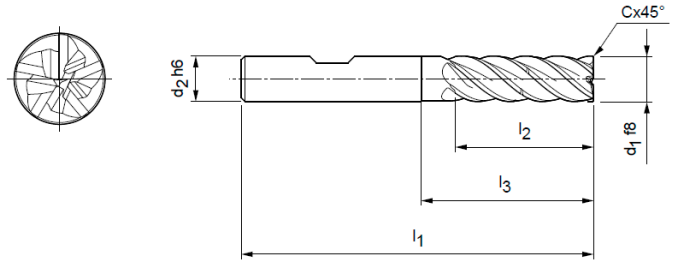
● = Stock ○ = 1-2 days

OptiMill®-Tro-Uni

5 fluted, shoulder milling cutter, 3/4/5xD design with neck, includes chip breaker. Dynamic milling

- 1CD - 1 chipbreaker/z
- 2CD - 2 chipbreaker/z
- 3CD - 3 chipbreaker/z

Design:
 Milling cutter diameter: 4.00-20.00 mm
 Coating: MF3
 Number of cutting edges: z = 5
 Helix angle: 41°/42°
 Special features: Unequal spacing



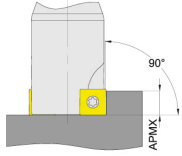
Dimensions						z	Item no	Stock	Net price SEK	Net price DKK
d1 f8	d2 h6	l1	l2	l3	C x 45°					
4	6	62	16	23	0.08	5	M3099.0400BY1CD	○	430	298
5	6	62	17	24	0.10	5	M3099.0500BY1CD	●	430	298
6	6	62	18	25	0.12	5	M3099.0600BY1CD	●	430	298
8	8	68	24	30	0.16	5	M3099.0800BY1CD	●	575	399
10	10	80	30	35	0.20	5	M3099.1000BY1CD	●	735	511
12	12	93	36	45	0.24	5	M3099.1200BY2CD	●	980	680
14	14	99	42	50	0.28	5	M3099.1400BY2CD	●	1470	1025
16	16	108	48	55	0.32	5	M3099.1600BY2CD	●	1720	1193
20	20	126	60	70	0.40	5	M3099.2000BY2CD	●	2640	1834
5	6	66	20	-	0.10	5	M3099.4D.05.2CD	○	555	386
6	6	66	24	-	0.12	5	M3099.4D.06.2CD	●	555	386
8	8	74	32	-	0.16	5	M3099.4D.08.2CD	●	690	481
10	10	89	40	-	0.20	5	M3099.4D.10.2CD	●	865	602
12	12	100	48	-	0.24	5	M3099.4D.12.2CD	●	1170	814
16	16	123	64	-	0.32	5	M3099.4D.16.2CD	●	1880	1307
20	20	140	80	-	0.40	5	M3099.4D.20.2CD	●	2870	1994
8	8	81	40	-	0.16	5	M3099.5D.08.3CD	●	755	525
10	10	96	50	-	0.20	5	M3099.5D.10.3CD	●	985	685
12	12	112	60	-	0.24	5	M3099.5D.12.3CD	●	1320	920
16	16	136	80	-	0.32	5	M3099.5D.16.3CD	●	2100	1457
20	20	160	100	-	0.40	5	M3099.5D.20.3CD	○	3270	2270

● = Stock ○ = 1-2 days

MES190

Positive four edges shoulder milling SDKT insert, inserts from other suppliers fits

- Curve edge design with small cutting resistance
- Multi-clearance angle design, ensure the inserts with higher strength and sharpness
- Available for face milling, shoulder milling, grooving milling.
- Suitable for semi-finishing and roughing machining of steel, cast iron and stainless steels



SD14: APMX = 10.0mm

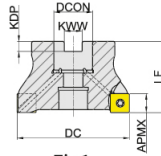


Fig1

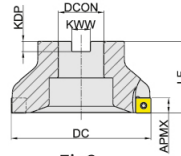


Fig2



D	z	Dimensions						Cooling	Fig	Suitable insert	Item no	Stock	List price SEK	List price DKK
		DC	DCON	LF	KWW	KDP	APMX							
50	4	50	22	40	10.4	6.3	10	✓	1	SDKT14T3	6181.1000	●	1160	787
50	5	50	22	40	10.4	6.3	10	✓	1	SDKT14T3	6181.1010	●	1320	894
63	5	63	22	40	10.4	6.3	10	✓	1	SDKT14T3	6181.1020	●	1350	918
63	6	63	22	40	10.4	6.3	10	✓	1	SDKT14T3	6181.1030	●	1560	1056
80	6	80	27	50	12.4	7	10	✓	1	SDKT14T3	6181.1040	●	1670	1136
80	8	80	27	50	12.4	7	10	✓	1	SDKT14T3	6181.1050	●	2040	1382
100	7	100	32	50	14.4	8	10	x	2	SDKT14T3	6181.1060	●	2000	1358
100	8	100	32	50	14.4	8	10	x	2	SDKT14T3	6181.1070	●	2540	1723
125	8	125	40	63	16.4	9	10	x	2	SDKT14T3	6181.1080	○	2770	1878
125	10	125	40	63	16.4	9	10	x	2	SDKT14T3	6181.1090	●	3590	2440

More sizes, other no of teeth, unequal and other shanks available see www.edeco.se | www.edeco.dk


● = Stock ○ = 2 weeks

SDKT

One Side Four Edge Shoulder Milling



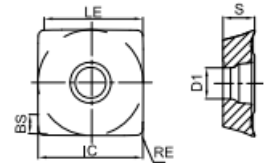
GL
Light



GM
Medium



GH
Heavy




Benämning	LE	IC	S	BS	D1	RE	Item no	Stock	List price SEK	List price DKK
SDKT14T3PEER-GL-GA4225 P	13.12	13.92	3.96	2.5	4.1	0.8	6181.0060	●	86,50	58
SDKT14T3PEER-GL-GP2115 P	13.12	13.92	3.96	2.5	4.1	0.8	6181.0080	●	94,50	64
SDKT14T3PEER-GL-GS4130 S	13.12	13.92	3.96	2.5	4.1	0.8	6181.0090	●	94,50	64
SDKT14T3PEER-GM-GA4225 P	13.12	13.92	3.96	2.5	4.1	0.8	6181.0100	●	86,50	58
SDKT14T3PEER-GM-GA4230 P M K	13.12	13.92	3.96	2.5	4.1	0.8	6181.0110	●	94,50	64
SDKT14T3PEER-GM-GK2115 K	13.12	13.92	3.96	2.5	4.1	0.8	6181.0120	●	94,50	64
SDKT14T3PEER-GM-GM2140 M	13.12	13.92	3.96	2.5	4.1	0.8	6181.0130	●	94,50	64
SDKT14T3PEER-GM-GS4130 S	13.12	13.92	3.96	2.5	4.1	0.8	6181.0140	●	94,50	64
SDKT14T3PEER-GH-GK2115 K	13.12	13.92	3.96	2.5	4.1	0.8	6181.0020	●	94,50	64
SDKT14T3PEER-GH-GK4125 K	13.12	13.92	3.96	2.5	4.1	0.8	6181.0030	●	94,50	64
SDKT14T3PEER-GH-GP4225 P	13.12	13.92	3.96	2.5	4.1	0.8	6181.0050	●	86,50	58

Fler alternativ för skär, spånbrytare, sort m.m. se www.edeco.se | www.edeco.dk

● = Stock ○ = 2 weeks

Spare parts

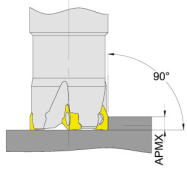
Insert	Description	Recommended Torque	Item no	Stock	List price SEK	List price DKK
 SDKT14T3	SI60M035100-05018IS	3.0N-m	65.05018IS	●	52,50	36
	Insert Screw Wrench		PTT15TB	●	120	77

● = Stock ○ = 2 weeks

MEE190

Negative six edges shoulder milling WNGU insert, inserts from other supplier fits

- Negative six edges design, with high economical efficiency
- Negative double face and big rake angle design , improve strength and ensure sharpness
- The bottom edge is wiper edge, ensure the cutting surface with good quality
- Available for face milling, shoulder milling, grooving milling and so on
- Suitable for semi-finishing and roughing machining of steel, cast iron and stainless.



WN04: APMX =4.0mm
WN08: APMX =7.5mm

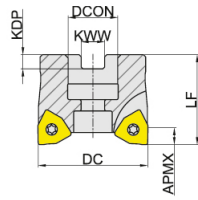


Fig1

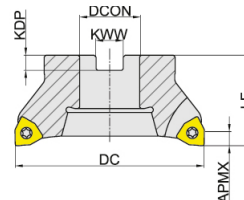


Fig2

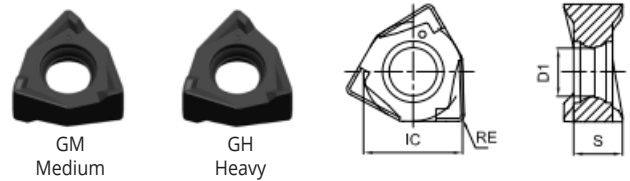
D	z	Dimensions						Cooling	Fig	Suitable insert	Item no	Stock	List price SEK	List price DKK
		DC	DCON	LF	KWW	KDP	APMX							
50	4	50	22	40	10.4	6.3	7.5	x	1	WNGU0806	6559.0001	●	1470	995
50	5	50	22	40	10.4	6.3	7.5	✓	1	WNGU0806	6559.0002	●	1560	1060
63	6	63	22	40	10.4	6.3	7.5	x	1	WNGU0806	6559.0003	●	1650	1120
80	7	80	27	50	12.4	7	7.5	x	1	WNGU0806	6559.0005	●	2260	1535
100	8	100	32	50	14.4	8	7.5	x	2	WNGU0806	6559.0007	●	2870	1949
125	7	125	40	63	16.4	9	7.5	x	2	WNGU0806	6559.0009	●	2870	1950
125	11	125	40	63	16.4	9	7.5	x	2	WNGU0806	6559.0008	●	3410	2313

More sizes, other no of teeth, unequal and other shanks available see www.edeco.se | www.edeco.dk

● = Stock ○ = 2 weeks

WNGU

Double Face Six Edge Shoulder Milling



Description	LE	IC	S	BS	D1	RE	Item no	Stock	List price SEK	List price DKK
WNGU0806-GM-GA4230 P M K	13.12	13.92	3.96	2.5	4.1	0.8	6237.0001	●	188	128
WNGU0806-GM-GK2115 K	13.12	13.92	3.96	2.5	4.1	0.8	6237.0002	●	188	128
WNGU0806-GM-GK4125 K	13.12	13.92	3.96	2.5	4.1	0.8	6237.0003	●	188	128
WNGU0806-GM-GM2140 M	13.12	13.92	3.96	2.5	4.1	0.8	6237.0008	●	188	128
WNGU0806-GM-GP2115 P	13.12	13.92	3.96	2.5	4.1	0.8	6237.0006	●	188	128
WNGU0806-GM-GP4225 P	13.12	13.92	3.96	2.5	4.1	0.8	6237.0007	●	187	127
WNGU0806-GM-GS4130 S	13.12	13.92	3.96	2.5	4.1	0.8	6237.0005	●	188	128
WNGU0806-GH-GK2115 K	13.12	13.92	3.96	2.5	4.1	0.8	6237.0020	●	188	128
WNGU0806-GH-GK4125 K	13.12	13.92	3.96	2.5	4.1	0.8	6237.0021	●	188	128
WNGU0806-GH-GP2115 P	13.12	13.92	3.96	2.5	4.1	0.8	6237.0022	●	188	128
WNGU0806-GH-GP4225 P	13.12	13.92	3.96	2.5	4.1	0.8	6237.0023	●	170	116

More sizes, other no of teeth, unequal and other shanks available see www.edeco.se | www.edeco.dk

● = Stock ○ = 2 weeks

Spare parts

Insert	Description	Recommended Torque	Item no	Stock	List price SEK	List price DKK
WNGU0806	SI60M040100-05510IS	3.5N-m	65.05510IS	●	37:80	24:20
	Insert Screw Wrench		PTT15TB	●	120	77

● = Stock ○ = 2 weeks



MEB190

Positive two edges shoulder milling APK(E)T insert, inserts from other supplier fits

- The edge is with curve type design to decrease the cutting resistance
- Match with corn milling cutter holder, with high milling efficiency
- There are geometries for aluminum alloy, suitable for machining of aluminum alloy
- Suitable for semi-finishing and roughing machining of steel, stainless steel, cast iron and aluminum alloy

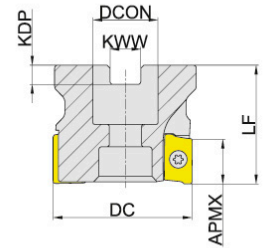
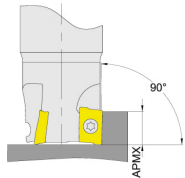


Fig1



AP11: APMX = 9.0mm
AP16: APMX = 14.0mm

D	z	Dimensions						Suitable insert	Cooling	Item no	Stock	List price SEK	List price DKK
		DC	DCON	LF	KWW	KDP	APMX						
40	5	40	16	40	8.4	5.6	9	APK(E)T1135	✓	6561.0105	●	1190	810
50	4	50	22	40	10.4	6.3	14	APK(E)T1604	✓	6561.0110	●	1320	895
50	7	50	22	40	10.4	6.3	9	APK(E)T1135	✓	6561.0160	●	1550	1053
63	5	63	22	40	10.4	6.3	14	APK(E)T1604	✓	6561.0120	●	1590	1080
63	7	63	22	40	10.4	6.3	9	APK(E)T1135	X	6561.0125	●	2330	1582
80	7	80	27	50	12.4	7	14	APK(E)T1604	✓	6561.0130	●	1810	1230

More options for cutter body MEB190 see www.edeco.se | www.edeco.dk

● = Stock ○ = 2 weeks

MEB190

Side Clamp Type

Positive two edges shoulder milling APK(E)T insert, inserts from other supplier fits

- The edge is with curve type design to decrease the cutting resistance
- Match with corn milling cutter holder, with high milling efficiency
- There are geometries for aluminum alloy, suitable for machining of aluminum alloy
- Suitable for semi-finishing and roughing machining of steel, stainless steel, cast iron and aluminum alloy.




Fig4

D	z	Dimensions					Suitable insert	Cooling	Item no	Stock	List price SEK	List price DKK
		DC	DCON	LF	LU	APMX						
16	2	16	16	130	25	9	APK(E)T1135	X	6561.0010	●	580	395
16	2	16	16	200	50	9	APK(E)T1135	X	6561.0011	●	685	465
20	3	20	20	130	25	9	APK(E)T1135	✓	6561.0020	●	660	448
20	3	20	20	200	85	9	APK(E)T1135	✓	6561.0021	●	765	518
25	2	25	25	130	45	14	APK(E)T1604	✓	6561.0050	●	670	454
25	2	25	25	200	83	14	APK(E)T1604	✓	6561.0051	●	825	558
25	4	25	25	130	28	9	APK(E)T1135	✓	6561.0032	○	1230	838
32	3	32	32	130	40	14	APK(E)T1604	✓	6561.0060	●	940	638
32	3	32	32	200	54	14	APK(E)T1604	✓	6561.0070	●	940	638
40	3	40	32	150	45	14	APK(E)T1604	✓	6561.0090	●	1260	856

More options for cutter body MEB190 see www.edeco.se | www.edeco.dk

● = Stock ○ = 2 weeks

APK(E)T

Normal Two Edge Square-Shoulder Milling Cutter Insert

Skär/spånåbrytare




GL
Light



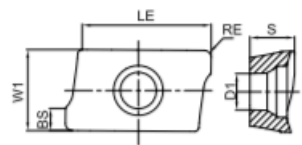
GM
Medium



GH
Heavy



NL
Aluminium



Description	LE	W1	S	BS	D1	RE	Item no	Stock	List price SEK	List price DKK
APKT113504R-GL-GA4230	10.5	7	3.5	2	3.2	0.4	6241.0020	●	68,50	46
APKT113504R-GM-GA4225	10.5	7	3.5	2	3.2	0.4	6241.0050	●	62,00	42
APKT113504R-GM-GA4230	10.5	7	3.5	2	3.2	0.4	6241.0060	●	68,50	46
APKT113508R-GM-GS4130	15.2	7	3.5	2	3.2	0.8	6241.0175	●	68,50	46
APKT113508R-GM-GA4230	15.2	7	3.5	2	3.2	0.8	6241.0150	●	68,50	46
APKT113508R-GM-GM2140	15.2	7	3.5	2	3.2	0.8	6241.0480	●	68,50	46
APKT113508R-GM-GK4125	15.2	7	3.5	2	3.2	0.8	6241.0170	○	68,50	46
APKT113508R-GM-GA4225	15.2	7	3.5	2	3.2	0.8	6241.0140	●	62,00	42
APKT160408R-GM-GA4225	15.2	9.4	5.2	2.57	4.2	0.8	6241.0250	●	79,00	54
APKT160408R-GM-GA4230	15.2	9.4	5.2	2.57	4.2	0.8	6241.0260	●	87,50	60
APKT160408R-GM-GM2140	15.2	9.4	5.2	2.57	4.2	0.8	6241.0490	●	87,50	60
APKT160408R-GM-GK4125	15.2	9.4	5.2	2.57	4.2	0.8	6241.0280	●	87,50	60
APKT160408R-GM-GS4130	15.2	9.4	5.2	2.57	4.2	0.8	6241.0290	●	93,50	63
APKT160416R-GM-GA4230	15.2	9.4	5.2	2.57	4.2	1.6	6241.0380	●	87,50	60
APKT160432R-GM-GM2140	15.2	9.4	5.2	2.57	4.2	3.2	6241.0450	●	87,50	60
APKT113516R-GH-GK4125	10.5	7	3.5	2	3.2	1.6	6241.0200	●	68,50	46
APET113504R-NL-GN9125	10.5	7	3.8	1.92	3.2	0.4	6201.0015	●	127,00	86
APET160408R-NL-GN9125	15.2	9.44	4.92	2.64	4.2	0.8	6241.0520	●	115,00	78

More options for inserts, chip breakers, types etc see www.edeco.se | www.edeco.dk

● = Stock ○ = 2 weeks

Spare parts

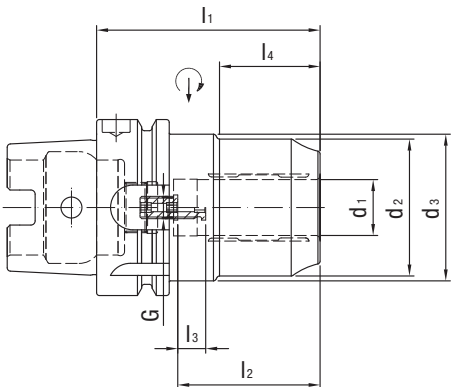
Insert	Description	Recommended Torque	Item no	Stock	List price SEK	List price DKK
	APKT1135	SI60M030072-04210S	65.04210S	●	59	40
	APKT1604	SI60M035080-05314S	65.05314S	●	42	28:50
	APKT1135	Insert Screw Wrench	PTT09PQ	●	119	81
	APKT1604	Insert Screw Wrench	PTT15PQ	●	134	91
	APKT1135	Insert Screw Wrench	PTT09TQ	●	209	142
	APKT1604	Insert Screw Wrench	PTT15TQ	●	146	94

● = Stock ○ = 2 weeks

Hydraulic chuck HSK

HPH - High Performance Holder DIN 69893-A

Short heavy duty design



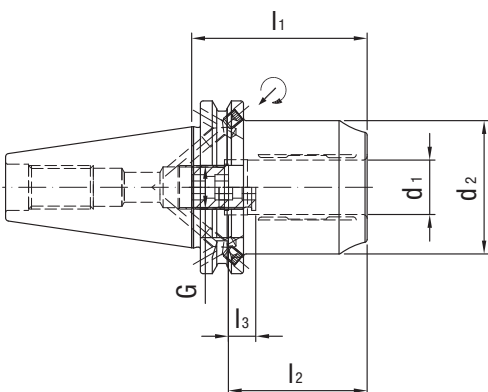
Normal size HSK-A	Dimensions							G	SW	Weight [kg]	Product code	Item no	Stock	Net price SEK	Net price DKK
	d ₁	d ₂	d ₃	l ₁	l ₂	l ₃	l ₄								
63	12	42	52.5	80	46	10	34	M8x1	3	1.1	16.408.63.12.Z	54.30494132	○	2480	1722
63	20	49	52.5	80	51	10	36	M8x1	3	1.3	16.408.63.20.Z	54.30372363	●		
100	12	42	52.5	85	46	10	34	M8x1	3	2.1	16.408.100.12.Z	54.30515435	○	3270	2272
100	20	49	52.5	85	51	10	36	M8x1	3	2.6	16.408.100.20.Z	54.30436113	○		
100	32	68	72	100	61	10	42	M8x1	3	3.8	16.408.100.32.Z	54.30471219	○		

● = Stock ○ = 1-2 days

Hydraulic chuck SK

HPH - High Performance Holder ISO 7388-1, Form AD/AF

(prev. DIN 69871-AD/B), short heavy duty design



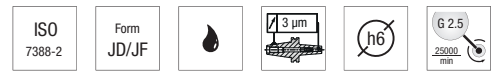
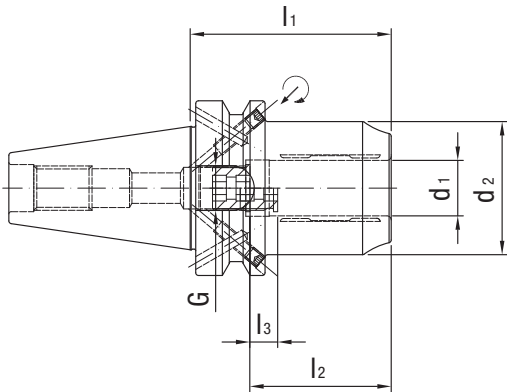
Normal size SK / ISO	Dimensions					G	SW	Weight [kg]	Product code	Item no	Stock	Net price SEK	Net price DKK
	d ₁	d ₂	l ₁	l ₂	l ₃								
40	12	42	50	46	10	M8x1x13.5	3	1	15.408.40.12.Z	54.30494111	○	2370	1649
40	20	49	64.5	51	10	M16x1x13.5	8	1.4	15.408.40.20.Z	54.30372360	●		
50	12	42	50	46	10	M8x1x13.5	3	1	15.408.50.12.Z	54.30515413	○	2740	1905
50	20	49	64.5	51	10	M16x1x13.5	8	3.1	15.408.50.20.Z	54.30435618	●		
50	32	72	81	61	10	M16x1x13.5	8	1.4	15.408.50.32.Z	54.30471202	●		

● = Stock ○ = 1-2 days

Hydraulic chuck BT

HPH - High Performance Holder ISO 7388-2 (JIS B6339)

Short heavy duty design, coolant supply as per ISO 7388-2, Form JD/JF



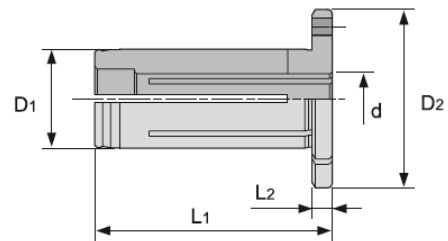
Normal size BT	Dimensions					G	SW	Weight [kg]	Product code	Item no	Stock	Net price SEK	Net price DKK
	d ₁	d ₂	l ₁	l ₂	l ₃								
40	12	42	58	46	10	M8x1x13.5	3	1	22.408.40.12.Z	54.30494128	○	2370	1649
40	20	49	72.5	51	10	M16x1x13.5	8	1.4	22.408.40.20.Z	54.30372364	●		
50	12	42	69	46	10	M8x1x13.5	3	3.4	22.408.50.12.Z	54.30515438	○	2870	1997
50	20	49	83.5	51	10	M16x1x13.5	8	4	22.408.50.20.Z	54.30435871	●		
50	32	72	90	61	10	M16x1x13.5	8	4.6	22.408.50.32.Z	54.30471206	○		

● = Stock ○ = 1-2 days

Reduction collet

EHGC-OH metal sealing, inner coolant

Item no	Hylsa	d	Stock	Net price SEK	Net price DKK
5488.2540	EHG20-04-OH	4	●	845	586
5488.2550	EHG20-06-OH	6	●	845	586
5488.2560	EHG20-08-OH	8	●	845	586
5488.2570	EHG20-10-OH	10	●	845	586
5488.2580	EHG20-12-OH	12	●	845	586
5488.2590	EHG20-16-OH	16	●	845	586




EHG	Dimensions				d
	D ₁	D ₂	L ₁	L ₂	
-20-d-OH	20	36	48	4	4, 6, 8, 10, 12, 16

Turning inserts

Quality with attractive prices

A few different insert types with variants of chipbreakers and carbide grades/coatings.


Examples:



Item no: 6106.0310
CNMG120404-GF-GP1115

- GF for finishing of general steel and alloy steel.
- Sharp tool nose and strong cutting edge and good chip control under small cutting depth.


P	Listprice	
	72:00 SEK	49:00 DKK



Item no: 6106.3500
CNMG160612-QM-GPT6120

- QM for semi-finishing of general steel and alloy steel.
- The design of step and wavy bosswidens the range of chip breaking.


P	Listprice	
	154:00 SEK	98:50 DKK



Item no: 6106.2340
CNMG190616-QM-GP1225

- QM for semi-finishing of general steel and alloy steel.
- The design of step and wavy bosswidens the range of chip breaking.


P	Listprice	
	167:00 SEK	114:00 DKK



Item no: 6114.1970
DNMG150608-LR-GM3225

- LR for stainless steel of roughing.
- Small rake angle and big cutting edge width with strong corner.
- Big chip breaker width and shallow.
- Large chip breaker width and shallow chip breaker depth to ensure good chip removal.


M	Listprice	
	95:50 SEK	65:00 DKK



Item no: 6118.0600
SNMG120408-HK-GK1115

- HK for cast iron heavy cutting.
- Strong cutting edge, big chip pocket, good at big cutting depth and width.


K	Listprice	
	67:00 SEK	45:00 DKK



Item no: 6124.2060
TNMG160408-LM-GM3215

- LM for semi-finishing of stainless steel and high temperature alloy.
- Variable rake angle and cutting edge width to ensure its sharpness and strength.
- Heart-shaped chip breaker with good chip breaking.


M	Listprice	
	65:00 SEK	44:00 DKK



Item no: 6133.0190
WNMG060408-GF-GP1225

- GF for finishing of general steel and alloy steel.
- Sharp tool nose and strong cutting edge and good chip control under small cutting depth.


P	Listprice	
	59:50 SEK	40:00 DKK



Item no: 6133.1050
WNMG080408-UK-GK1125

- UK for machining cast iron.
- Good performance after medium cutting for general conditions.


K	Listprice	
	75:00 SEK	51:00 DKK



Item no: 6121.0020
TCGX090204-AL-GN9120

- AL for aluminum alloy cutting.
- Large rake angle, cutting edge sharpness.


N	Listprice	
	73:00 SEK	50:00 DKK



Item no: 6135.0630
CCMT09T304-MM-GPT6120

- MM for light cutting of general steel, alloy steel and stainless steel.
- Sharp cutting edge, enables high surface quality.


P	Listprice	
	57:50 SEK	39:00 DKK



Item no: 6138.0020
DCMT11T304-KM-GP1225

- KM for semi-finishing and roughing of general steel, alloy steel and cast iron.
- Variable land design, combine sharpness with fracture resistance.


P	Listprice	
	56:50 SEK	38:00 DKK



Item no: 6301.0030
16ER1.50ISO-TC-GM3225

Threading insert ISO, size 16 (3/8) pitch 1.5, universal grade for steel, stainless etc


K	Listprice	
	70:00 SEK	48:00 DKK



Item no: 6111.1090
CCGW09T304L-2-BHC115P

- Higher precision and longer tool life.
- New TiAlN coating provides the good resistance to notch wear,


H	Listprice	
	565:00 SEK	381:00 DKK



Item no: 6111.1350
DCGW11T304M-2-BKN115P

- Higher precision and longer tool life.
- Uncoated grade with high hardness has excellent wear resistance.
- Recommended for finishing of grey cast irons.

K	Listprice	
	421:00 SEK	286:00 DKK



Item no: 6180.0010
RNGN120400M-BHN135S

Solid CBN standard chamfer for interrupted and continous conditions

K	Listprice	
	515:00 SEK	348:00 DKK



WTE - Hydraulic chuck



GESAC - Cutting tools



MILLER - Endmill



DC SWISS - Threading tools



GESAC - Cutting tools

EDECO

Edeco Tool AB • Edeco Tool ApS
Gräsdalsgatan 9, 650 02 Karlstad • Naverland 2, 2600 Glostrup
Tel +46 54 55 80 00 • Tel +45 70 60 20 29
edeco.se • edeco.dk