



Power-Dehnspannfutter Power Hydro Chuck Series

Mandrini idraulici Seria Power | Mandrins hydraulics - Power Sériés

Der neue Standard in der Hydro-Dehnentechnologie New Standard for Hydro Chuck Technology

Il nuovo standard nella tecnologia del mandrini idraulici
La nouvelle norme dans la technologie des mandrins hydrauliques



made by  **NT TOOL**
www.nttooleurope.com

Seite | Page
Pagina | Page

HSK-A	ISO 12164 DIN 69893	10 - 17
HSK-E	DIN 69893-5	18
HSK-F	DIN 69893-6	19
Polygon	ISO 26623	20 - 21
SK	ISO 7388-1 DIN 69871	22 - 28
BT	ISO 7388-2 JIS 6339 MAS-BT	30 - 36
ST	Zylinderschaft Mandrini cilindrici Straight shank queues cylindriques	38
WBT-AHO-A	~ ISO 7388-2 JIS 6339 MAS-BT	39
ST-L	Hydro-TURNLine	40 - 51

Power-Dehnspannfutter Serie | Power Hydro Chuck Series


Mandrini idraulici Seria Power | Mandrins hydrauliques - Power Sériés

System-Übersicht | System overview | panoramica del sistema | Présentation du système

Dehnspannfutter superschlank | Slim Hydro Chuck | Mandrini idraulici ultra sottile | Mandrins hydrauliques - tres fine



Power-Dehnspannfutter | Power Hydro Chuck | Power Mandrini idraulici | Mandrins hydraulics - Power



Hydro-TURNLine für CNC-Drehmaschinen | for CNC Lathes | per Torni CNC | pour Tours CNC



Dehnspannfutter superschlank | Slim Hydro Chuck

Mandrini idraulici ultra sottile | Mandrins expansibles hydrauliques - tres elance

PHC·SB Series


- Superschlanke Bauform mit 3° Formschräge
Rundlaufgenauigkeit: $< 0,003 / 3xD$
Spannbereich: 3,0 - 25,0 mm (PHC-SB)
3,0 - 12,0 mm (ST-PHC-SB)
- Super slim design with 3° contour
runout-accuracy: $< 0,003 / 3xD$
clamping range: 3,0 - 25,0 mm (PHC-SB)
3,0 - 12,0 mm (ST-PHC-SB)



Flexibilität durch HS-Spannhülsen
Flexibility through HS-Collets
Flessibilità grazie alle bussole di riduzione
Flexibilité grâce aux pinces de réduction

ST-PHC·SB

- Design super sottile con 3° di tiraggio
Concentricità: $< 0,003 \text{ mm} / 3xD$
Diam. supporto: 3,0 - 25,0 mm (PHC-SB)
3,0 - 12,0 mm (ST-PHC-SB)
- Forme très élancé, profil 3°
Concentricité: $0,003 / 3xD$
Plage de serrage: 3,0 - 25,0 mm (PHC-SB)
3,0 - 12,0 mm (ST-PHC-SB)



- Intelligente Kühlmittelzufuhr effektiver Spänetransport
- Smart coolant supply efficient chip removal
- Raffreddamento intelligente trasporto sicuro del truciolo
- Refroidissement intelligent afin d'optimiser l'évacuation des copeaux

PHC·SB-C
Blaster

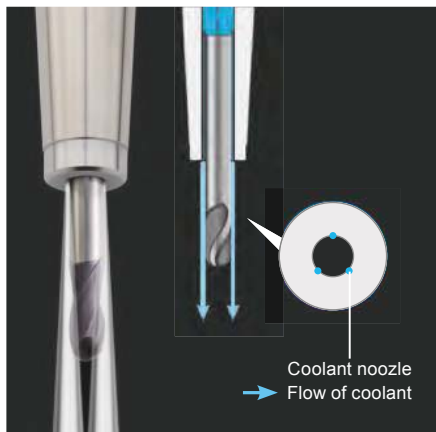
PHC·SB-NC
Jet Cap



PHC-SB cool series:

- mehr Prozesssicherheit, mehr Standzeit
- more process reliability, longer tool life
- maggiore affidabilità di processo, maggiore durata dell'utensile
- plus de sécurité de processus, durée de vie plus longue de l'outil

Intelligente Kühlmittelzufuhr | smart coolant supply

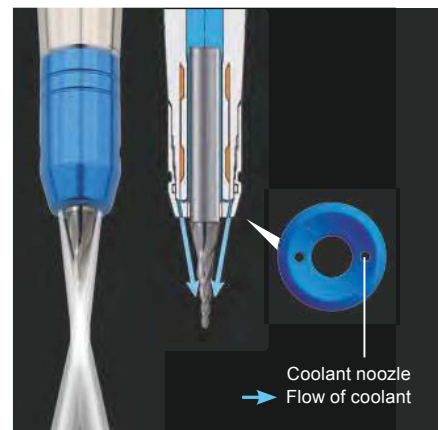


PHC·SB-C Blaster

- effektive Peripheriekühlung durch innenliegende Kühlmittelnuten
- internal coolant nozzles ensure effective side-through coolant
- il refrigerante passa efficiente per due cave
- avec rainures de refroidissement périphérique

PHC·SB-NC JET-CAP

- die JET-CAP ermöglicht die gezielte Kühlung der Schneidzone
- JET-CAP allows pinpoint coolant of cutting zone
- raffreddamento ottimale della zona di taglio
- lubrification ciblée de la zone de coupe




Power Dehnspannfutter | Power Hydro Chuck

Mandrini idraulici Power | Mandrins hydrauliques - Power

- 30% höhere Spannkraft
höchste Spannflexibilität
Spannbereich von 3,0 - 32,0 mm
Rundlaufgenauigkeit: < 0,003 / 4xD
- 30 % higher clamping forces
high clamping flexibility
clamping range: 3,0 - 32,0 mm
runout-accuracy: 0,003 / 4xD
- Forze di serraggio superiori del 30 %
grande capacità di serraggio
Diam. supporto: 3,0 - 32,0 mm
Concentricità: < 0,003 mm / 4xD
- Forces de serrage 30 % plus élevées
grande plage de serrage
Plage de serrage: 3,0 - 32,0 mm
Concentricité: 0,003 / 4xD

PHC·A
Power Hydro Chuck



Die Mindestspanntiefe ist auf der Futter Nase markiert
Min. clamping length is shown on Hydro Chuck.


- Große Spannflexibilität und stabiler Rundlauf
- High clamping flexibility and stable run-out
- Elevata flessibilità di serraggio e concentricità stabile
- Flexibilité de serrage élevée et concentricité stable

Verdrehsicherung
Rotation lock
Anti-rotazione
Anti-rotation

Markierung
Marking
Segno
Marquer

Zentral
Inner coolant

Peripher
Side-through



Hochdruck-Dehnspannfutter OMEGA | Highpressure Hydro Chuck OMEGA

Mandrini idraulici OMEGA | Mandrins hydrauliques OMEGA

- extreme Spannpower
erhöhte Stabilität
die 1.Wahl für schwere Fräsanwendungen
- extreme clamping power
increased stability
First choice for heavy milling
- estrema forza di serraggio
massima stabilità
Prima scelta per fresatura pesante
- forces de serrage extrêmes
stabilité maximale
Premier choix pour le fraisage lourd



PHC·H
Hydro Chuck Omega



Rundlauf | Run-out | Concentricità | Concentricité
0,003 mm / 4xD

Verstärkter Grundkörper
Reinforced body
Corpo base rinforzato
corps de base renforcé

Spannkraftvergleich
Clamping force comparison
Confronto della forza di serraggio
Comparaison de la force de serrage



Verdrehsicherung
Rotation lock
Anti-rotazione
Anti-rotation

Markierung
Marking
Segno
Marquer



Zentral
Inner coolant



Peripher
Side-through

- Spannhülsen für zentrale und periphere Kühlmittelzufuhr
- Collets for internal and side-through coolant
- Pinze per l'alimentazione interna e laterale del refrigerante
- Pincettes pour l'alimentation en liquide de refroidissement interne et latéral



Dehnspannfutter mit Rundlauf „0“ | Hydro Chuck with R-Zero

Mandrini idraulici con concentricità „0“ | Mandrins hydrauliques avec concentricité „0“

PHZ-SB
ultimate precision

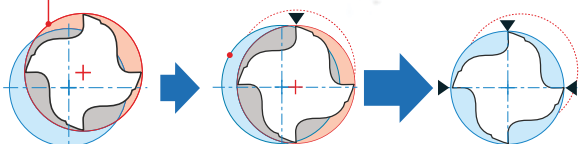
- In einem Dreh zu ultimativer Präzision
- Within seconds to ultimate precision
- In pochi secondi alla massima precisione
- En quelques secondes pour une précision ultime



Schnelle, einfache Rundlaufeinstellung auf "0" in Sekunden | Runout of the cutting edge can be adjusted to 0 in seconds
Regolazione rapida e semplice del concentricità a "0" in pochi secondi | Ajustement rapide et facile du faux-rond à "0" en quelques secondes

Max. Rundlaufabweichung
Max. run out

Einstellvorgang beendet
After Adjustment



- 4 Justierschrauben ermöglichen das exakte Ausrichten
- 4 adjusting screws allows adjustment of run-out accuracy
- 4 viti di regolazione consentono la regolazione della precisione di concentricità
- 4 vis de réglage permettent le réglage de la précision du concentricité

In 60 Sekunden zu maximaler
Prozesssicherheit.
Adjustment procedures will be
completed in 60 secondes.

At the edge
of long cutter
0-2µm



Rundlaufprüfgerät | R-ZERO Setter
Unità di regolabile della concentricità | Appareil de concentricité réglable



SPZ-2

- Für SK, BT oder HSK-A Aufnahmen
Kompakte, robuste Bauform
Rundlaufprüfung und Werkzeugmontage
- For SK, BT or HSK-Holders
Compact and robust design
Run-out setting and tool assembly
- Per supporti SK, BT o HSK
design compatto e robusto
controllo concentricità e messa a punto utensile
- Pour supports SK, BT ou HSK
conception compacte et robuste
Réglage du faux-rond et montage de l'outil

Hydro-TURNLine

für CNC-Drehmaschinen | for CNC lathes | per torni CNC | pour tours CNC



Schaftauswahl | Shank size | Attacco | Attachements
 ST16L, ST19.05L, ST20L
 ST22L, ST25L, ST25.4L

Spannbereich | Clamping range | Diam. supporto | Capacite
 ø3.0 ~ ø12.0 mm

Anwendungsbeispiel | Application example Esempio applicativo | Exemple d'application

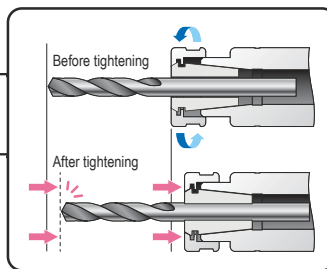
Vorher: Spannzangenaufnahme

Before: Collet Holder | Porta Pinze | Port-pince

Rüstzeit | Set-up time
 Tempo di attrezzaggio
 Temps d'équipement



- ✘ **Umständliches Werkzeughandling**
Tool change is difficult in tight spaces
- ✘ **erhöhter Rüstaufwand durch Höhenversatz**
Tool pre-set with height offset
- ✘ **keine wiederholgenaue Werkzeugspannung**
Accuracy varies between tool changes

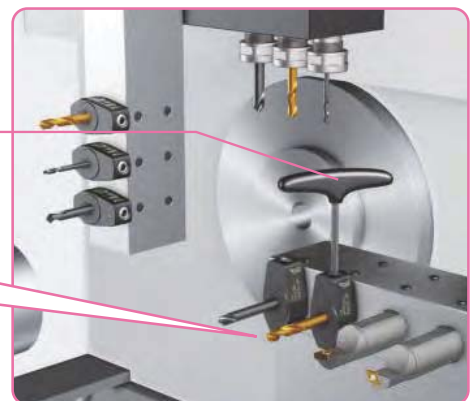
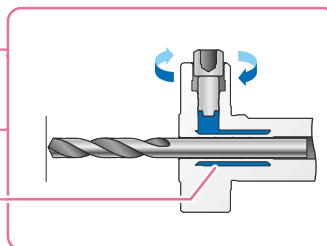


HYDRO-TURNLine

Rüstzeit | Set-up time
 Tempo di attrezzaggio
 Temps d'équipement



- ✔ **einfaches Spannhandling**
Easy chucking with a single wrench
- ✔ **Voreinstellung ohne Höhenversatz**
Tool pre-set without height offset
- ✔ **Wiederholgenauigkeit**
Good repeatability (1µm)
- ✔ **erhöhte Standzeit durch Vibrationsdämpfung**
Anti-vibration effect provides longer tool life



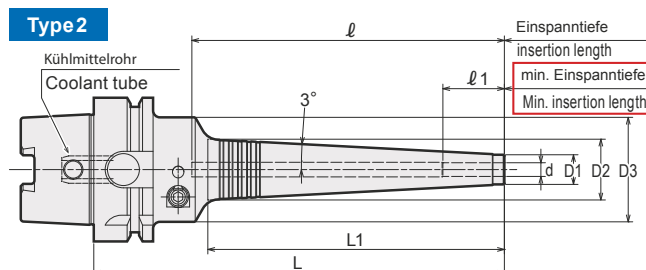
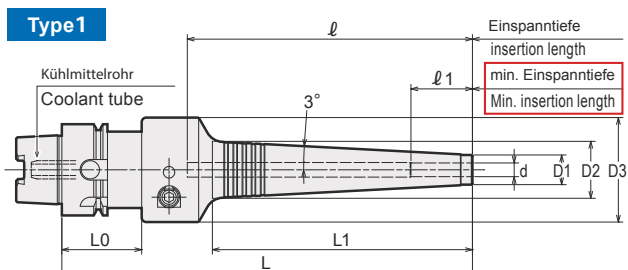
Dehnspannfutter superschlank | Slim Hydro Chuck

Mandrini idraulici ultra sottile | Mandrins expansibles hydrauliques - très élancé



PHC-SB
HSK-A

NEW



Achtung: Mindesteinspanntiefe l_1 beachten **Cautión:** Strictly keep the minimum insertion length l_1
Attenzione: rispettare la profondità minima di serraggio l_1 **Attention:** Respecting strictly the length of serrage minimale l_1

Code	Halter / Holder Mandrino / Mandrin	Model	Type	d	L	L1	D1	D2	D3	L0	ℓ	ℓ1	Max min ⁻¹	kg	(Option)	
5750 13403090	HSK40A	-PHC03SB	-90	1	3	90	28	11	14.0	46	35	74	16	30,000	0.4	L-4T
5750 13403100		-100	1	3	100	37	11	14.9	46	35	84	16	30,000	0.4		
5750 13403145	-145	1	3	145	84	11	19.9	46	35	129	16	17,000	0.7			
5750 13404090	-PHC04SB	-90	1	4	90	28	11	14.0	46	35	74	19	30,000	0.4		
5750 13404100		-100	1	4	100	37	11	14.9	46	35	84	19	30,000	0.4		
5750 13404145	-145	1	4	145	84	11	19.9	46	35	129	19	17,000	0.7			
5750 13406105	-PHC06SB	-105	1	6	105	38	13	17.0	46	35	55	27	30,000	0.8		
5750 13406150		-150	1	6	150	84	13	21.9	46	35	97	27	17,000	0.9		
5750 13406165	-165	1	6	165	99	13	23.4	46	35	112	27	12,000	1.0			
5750 13406180	-180	1	6	180	114	13	25.0	46	35	127	27	10,000	1.0			
5750 13407105	-PHC07SB	-105	1	7	105	38	14	18.0	46	35	55	27	30,000	0.8		
5750 13407150		-150	1	7	150	84	14	22.9	46	35	97	27	16,000	1.0		
5750 13407165	-165	1	7	165	99	14	24.4	46	35	112	27	12,000	1.0			
5750 13407180	-180	1	7	180	114	14	26.0	46	35	127	27	10,000	1.1			
5750 13408105	-PHC08SB	-105	1	8	105	38	15	19.0	46	35	55	27	28,000	0.9		
5750 13408150		-150	1	8	150	84	15	23.9	46	35	97	27	16,000	1.0		
5750 13408165	-165	1	8	165	99	15	25.4	46	35	112	27	12,000	1.0			
5750 13408180	-180	1	8	180	114	15	27.0	46	35	127	27	10,000	1.1			
5750 13409120	-PHC09SB	-120	1	9	120	53	16	21.6	46	35	69	33	28,000	0.9		
5750 13409150		-150	1	9	150	84	16	24.9	46	35	97	33	16,000	1.0		
5750 13409165	-165	1	9	165	99	16	26.4	46	35	112	33	12,000	1.0			
5750 13409180	-180	1	9	180	114	16	28.0	46	35	127	33	10,000	1.1			
5750 13410120	-PHC10SB	-120	1	10	120	53	17	22.6	46	35	69	33	28,000	0.9		
5750 13410150		-150	1	10	150	84	17	25.9	46	35	97	33	16,000	1.0		
5750 13410165	-165	1	10	165	99	17	27.4	46	35	112	33	12,000	1.0			
5750 13410180	-180	1	10	180	114	17	29.0	46	35	127	33	10,000	1.1			
5750 13411120	-PHC11SB	-120	1	11	120	53	18	23.6	46	35	69	36	27,000	0.9		
5750 13411150		-150	1	11	150	84	18	26.9	46	35	97	36	16,000	1.0		
5750 13411165	-165	1	11	165	99	18	28.4	46	35	112	36	12,000	1.1			
5750 13411180	-180	1	11	180	114	18	30.0	46	35	127	36	10,000	1.1			
5750 13412120	-PHC12SB	-120	1	12	120	53	19	24.6	46	35	69	36	27,000	0.9		
5750 13412150		-150	1	12	150	84	19	27.9	46	35	97	36	15,000	1.0		
5750 13412165	-165	1	12	165	99	19	29.4	46	35	112	36	12,000	1.1			
5750 13412180	-180	1	12	180	114	19	31.0	46	35	127	36	10,000	1.1			
5750 14403095	HSK50A	-PHC03SB	-95	1	3	95	28	11	14.0	46	42	75	16	25,000	0.6	L-4T
5750 14403105		-105	1	3	105	37	11	14.9	46	42	85	16	25,000	0.6		
5750 14403150	-150	1	3	150	84	11	19.9	46	42	130	16	18,000	0.9			
5750 14404095	-PHC04SB	-95	1	4	95	28	11	14.0	46	42	75	19	25,000	0.6		
5750 14404105		-105	1	4	105	37	11	14.9	46	42	85	19	25,000	0.6		
5750 14404150	-150	1	4	150	84	11	19.9	46	42	130	19	18,000	0.9			
5750 14406105	-PHC06SB	-105	1	6	105	38	13	17.0	46	42	53	27	25,000	1.0		
5750 14406150		-150	1	6	150	84	13	21.9	46	42	95	27	18,000	1.1		
5750 14406165	-165	1	6	165	99	13	23.4	46	42	110	27	13,000	1.1			
5750 14406180	-180	1	6	180	114	13	25.0	46	42	125	27	11,000	1.2			
5750 14407105	-PHC07SB	-105	1	7	105	38	14	18.0	46	42	53	27	25,000	1.0		
5750 14407150		-150	1	7	150	84	14	22.9	46	42	95	27	18,000	1.1		
5750 14407165	-165	1	7	165	99	14	24.4	46	42	110	27	13,000	1.2			
5750 14407180	-180	1	7	180	114	14	26.0	46	42	125	27	11,000	1.2			
5750 14408105	-PHC08SB	-105	1	8	105	38	15	19.0	46	42	53	27	25,000	1.0		
5750 14408150		-150	1	8	150	84	15	23.9	46	42	95	27	18,000	1.1		
5750 14408165	-165	1	8	165	99	15	25.4	46	42	110	27	13,000	1.2			
5750 14408180	-180	1	8	180	114	15	27.0	46	42	125	27	11,000	1.2			
5750 14409120	-PHC09SB	-120	1	9	120	53	16	21.6	46	42	67	33	25,000	1.0		
5750 14409150		-150	1	9	150	84	16	24.9	46	42	95	33	18,000	1.1		
5750 14409165	-165	1	9	165	99	16	26.4	46	42	110	33	13,000	1.2			
5750 14409180	-180	1	9	180	114	16	28.0	46	42	125	33	11,000	1.3			
5750 14410120	-PHC10SB	-120	1	10	120	53	17	22.6	46	42	67	33	25,000	1.0		
5750 14410150		-150	1	10	150	84	17	25.9	46	42	95	33	18,000	1.2		
5750 14410165	-165	1	10	165	99	17	27.4	46	42	110	33	13,000	1.2			
5750 14410180	-180	1	10	180	114	17	29.0	46	42	125	33	11,000	1.3			
5750 14411120	-PHC11SB	-120	1	11	120	53	18	23.6	46	42	67	36	25,000	1.0		
5750 14411150		-150	1	11	150	84	18	26.9	46	42	95	36	17,000	1.2		
5750 14411165	-165	1	11	165	99	18	28.4	46	42	110	36	13,000	1.2			
5750 14411180	-180	1	11	180	114	18	30.0	46	42	125	36	11,000	1.3			
5750 14412120	-PHC12SB	-120	1	12	120	53	19	24.6	46	42	67	36	25,000	1.0		
5750 14412150		-150	1	12	150	84	19	27.9	46	42	95	36	16,000	1.2		
5750 14412165	-165	1	12	165	99	19	29.4	46	42	110	36	13,000	1.2			
5750 14412180	-180	1	12	180	114	19	31.0	46	42	125	36	10,000	1.3			
5750 75403080	HSK63A	-PHC03SB	-80	2	3	80	28	11	14.0	46	—	58	16	20,500	0.8	L-4T
5750 75403090		-90	2	3	90	37	11	14.9	46	—	68	16	20,500	0.9		
5750 75403135	-135	2	3	135	84	11	19.9	46	—	113	16	20,500	1.2			
5750 75404080	-PHC04SB	-80	2	4	80	28	11	14.0	46	—	58	19	20,500	0.8		
5750 75404090		-90	2	4	90	37	11	14.9	46	—	68	19	20,500	0.8		
5750 75404135	-135	2	4	135	84	11	19.9	46	—	113	19	20,500	1.2			

Code	Halter Holder Mandrino Mandrin	Model	Type	d	L	L1	D1	D2	D3	L0	ℓ	ℓ1	Max min ⁻¹	kg	(Option)	
5750 75406090	HSK63A	-PHC06SB	-90	2	6	90	38	13	17.0	46	—	53	27	20,500	1.1	L-4T
5750 75406135		-135	2	6	135	84	13	21.9	46	—	92	27	20,500	1.2		
5750 75406150		-150	2	6	150	99	13	23.4	46	—	107	27	16,000	1.3		
5750 75406165		-165	2	6	165	114	13	25.0	46	—	122	27	12,000	1.3		
5750 75406180		-180	2	6	180	130	13	26.7	46	—	137	27	10,000	1.4		
5750 75407090		-PHC07SB	-90	2	7	90	38	14	18.0	46	—	53	27	20,500	1.1	
5750 75407135		-135	2	7	135	84	14	22.9	46	—	92	27	20,500	1.2		
5750 75407150		-150	2	7	150	99	14	24.4	46	—	107	27	16,000	1.3		
5750 75407165		-165	2	7	165	114	14	26.0	46	—	122	27	12,000	1.3		
5750 75407180		-180	2	7	180	130	14	27.7	46	—	137	27	10,000	1.4		
5750 75408090		-PHC08SB	-90	2	8	90	38	15	19.0	46	—	53	27	20,500	1.1	
5750 75408135		-135	2	8	135	84	15	23.9	46	—	92	27	20,500	1.2		
5750 75408150		-150	2	8	150	99	15	25.4	46	—	107	27	17,000	1.3		
5750 75408165		-165	2	8	165	114	15	27.0	46	—	122	27	12,000	1.3		
5750 75408180		-180	2	8	180	130	15	28.7	46	—	137	27	10,000	1.4		
5750 75409105		-PHC09SB	-105	2	9	105	53	16	21.6	46	—	67	33	20,500	1.2	
5750 75409135		-135	2	9	135	84	16	24.9	46	—	92	33	20,500	1.3		
5750 75409150		-150	2	9	150	99	16	26.4	46	—	107	33	16,000	1.3		
5750 75409165		-165	2	9	165	114	16	28.0	46	—	122	33	12,000	1.4		
5750 75409180		-180	2	9	180	130	16	29.7	46	—	137	33	10,000	1.4		
5750 75410105		-PHC10SB	-105	2	10	105	53	17	22.6	46	—	67	33	20,500	1.2	
5750 75410135		-135	2	10	135	84	17	25.9	46	—	92	33	20,000	1.3		
5750 75410150		-150	2	10	150	99	17	27.4	46	—	107	33	16,000	1.3		
5750 75410165		-165	2	10	165	114	17	29.0	46	—	122	33	12,000	1.4		
5750 75410180		-180	2	10	180	130	17	30.7	46	—	137	33	10,000	1.5		
5750 75411105		-PHC11SB	-105	2	11	105	53	18	23.6	46	—	67	36	20,500	1.2	
5750 75411135		-135	2	11	135	84	18	26.9	46	—	92	36	20,000	1.3		
5750 75411150		-150	2	11	150	99	18	28.4	46	—	107	36	15,000	1.3		
5750 75411165		-165	2	11	165	114	18	30.0	46	—	122	36	12,000	1.4		
5750 75411180		-180	2	11	180	130	18	31.7	46	—	137	36	10,000	1.5		
5750 75412105		-PHC12SB	-105	2	12	105	53	19	24.6	46	—	67	36	20,500	1.2	
5750 75412135		-135	2	12	135	84	19	27.9	46	—	92	36	20,000	1.3		
5750 75412150		-150	2	12	150	99	19	29.4	46	—	107	36	15,000	1.3		
5750 75412165		-165	2	12	165	114	19	31.0	46	—	122	36	12,000	1.4		
5750 75412180		-180	2	12	180	130	19	32.7	46	—	137	36	10,000	1.5		
5750 75416135		-PHC16SB	-135	2	16	135	84	23	31.9	52.5	—	91	40	20,000	1.4	
5750 75416165		-165	2	16	165	114	23	35.0	52.5	—	120	40	12,000	1.6		
5750 75416180		-180	2	16	180	129	23	36.6	52.5	—	135	40	10,000	1.7		
5750 75420150		-PHC20SB	-150	1	20	150	84	28	36.9	60	42	91	40	19,000	2.2	
5750 75420180		-180	1	20	180	114	28	40.0	60	42	120	40	12,000	2.2		
5750 75420195		-195	1	20	195	129	28	41.6	60	42	135	40	10,000	2.5		
5750 75425150		-PHC25SB	-150	1	25	150	84	37	45.9	60	42	91	50	16,000	2.2	
5750 75425180		-180	1	25	180	114	37	49.0	60	42	120	50	12,000	2.5		
5750 75425195		-195	1	25	195	129	37	50.6	60	42	135	50	10,000	2.6		
5750 77403150	HSK100A	-PHC03SB	-150	NEW	2	3	150	84	11	19.9	46	—	121	16	12,500	2.4
5750 77403195		-195	NEW	2	3	195	84	11	19.9	46	—	166	16	12,000	2.8	
5750 77404150		-PHC04SB	-150	NEW	2	4	150	84	11	19.9	46	—	121	19	12,500	2.4
5750 77404195		-195	NEW	2	4	195	84	11	19.9	46	—	166	19	12,000	2.8	
5750 77406105		-PHC06SB	-105	2	6	105	38	13	17.0	46	—	53	27	12,500	2.6	
5750 77406150		-150	2	6	150	84	13	21.9	46	—	92	27	12,500	2.7		
5750 77406165		-165	2	6	165	99	13	23.4	46	—	107	27	12,500	2.7		
5750 77406180		-180	2	6	180	114	13	25.0	46	—	122	27	11,000	2.8		
5750 77406195		-195	2	6	195	130	13	26.7	46	—	137	27	9,000	2.8		
5750 77407105		-PHC07SB	-105	2	7	105	38	14	18.0	46	—	53	27	12,500	2.6	
5750 77407150		-150	2	7	150	84	14	22.9	46	—	92	27	12,500	2.7		
5750 77407165		-165	2	7	165	99	14	24.4	46	—	107	27	12,500	2.8		
5750 77407180		-180	2	7	180	114	14	26.0	46	—	122	27	11,000	2.8		
5750 77407195		-195	2	7	195	130	14	27.7	46	—	137	27	9,000	2.9		
5750 77408105		-PHC08SB	-105	2	8	105	38	15	19.0	46	—	53	27	12,500	2.7	
5750 77408150		-150	2	8	150	84	15	23.9	46	—	92	27	12,500	2.7		
5750 77408165		-165	2	8	165	99	15	25.4	46	—	107	27	12,500	2.8		
5750 77408180		-180	2	8	180	114	15	27.0	46	—	122	27	11,000	2.8		
5750 77408195		-195	2	8	195	130	15	28.7	46	—	137	27	9,000	2.9		
5750 77409150		-PHC09SB	-150	2	9	150	84	16	24.9	46	—	92	33	12,500	2.7	
5750 77409165		-165	2	9	165	99	16	26.4	46	—	107	33	12,500	2.8		
5750 77409180		-180	2	9	180	114	16	28.0	46	—	122	33	11,000	2.8		
5750 77409195		-195	2	9	195	130	16	29.7	46	—	137	33	10,000	2.9		
5750 77410150		-PHC10SB	-150	2	10	150	84	17	25.9	46	—	92	33	12,500	2.7	
5750 77410165		-165	2	10	165	99	17	27.4	46	—	107	33	12,500	2.8		
5750 77410180		-180	2	10	180	114	17	29.0	46	—	122	33	11,000	2.9		
5750 77410195		-195	2	10	195	130	17	30.7	46	—	137	33	9,000	2.9		
5750 77411150		-PHC11SB	-150	2	11	150	84	18	26.9	46	—	92	36	12,500	2.8	
5750 77411165		-165	2	11	165	99	18	28.4	46	—	107	36	12,500	2.8		
5750 77411180		-180	2	11	180	114	18	30.0	46	—	122	36	11,000	2.9		
5750 77411195		-195	2	11	195	130	18	31.7	46	—	137	36	9,000	3.0		
5750 77412150		-PHC12SB	-150	2	12	150	84	19	27.9	46	—	92	36	12,500	2.8	
5750 77412165		-165	2	12	165	99	19	29.4	46	—	107	36	12,500	2.8		
5750 77412180		-180	2	12	180	114	19	31.0	46	—	122	36	11,000	2.9		
5750 77412195		-195	2	12	195	130	19	32.7	46	—	137	36	10,000	3.0		
5750 77416150		-PHC16SB	-150	2	16	150	84	23	31.9	52.5	—	91	40	12,500	3.1	
5750 77416180		-180	2	16	180	114	23	35.0	52.5	—	120	40	11,000	3.2		
5750 77416195		-195	2	16	195	129	23	36.6	52.5	—	135	40	10,000	3.3		
5750 77420150		-PHC20SB	-150	2	20	150	84	28	36.9	60	—	91	40	12,500	3.6	
5750 77420180		-180	2	20	180	114	28	40.0	60	—	120	40	12,500	3.7		
5750 77420195		-195	2	20	195	129	28	41.6	60	—	135	40	11,000	3.8		
5750 77425150		-PHC25SB	-150	2	25	150	84	37	45.9	60	—	91	50	12,500	3.6	
5750 77425180		-180	2	25	180	114	37	49.0	60	—	120	50	12,500	3.9		
5750 77425195		-195	2	25	195	129	37	50.6	60	—	135	50	11,000	4.0		

- Schafttoleranz h6
- HSK-Kühlmittelrohr im Lieferumfang enthalten
- HSK mit Bohrung für Handspannung (HSK-A 40,50 ohne Bohrung)
- ohne Bohrung für Datenträger
- Längeneinstellschraube optional

- Tool shank tolerance h6
- HSK-Coolant pipe included in delivery
- HSK with holes for manual clamping (HSK-A 40,50 without)
- no hole for ID-Chip
- Preset screw optional

HS-
Spannhülsen | Collets
Pinze | Pincas

Seite | Page 47



PHC·SB·C mit Kühlmittelnuten | with coolant nozzles

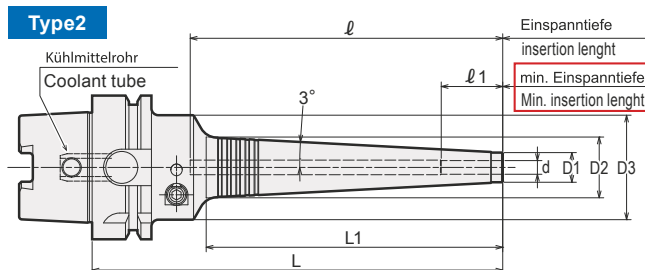
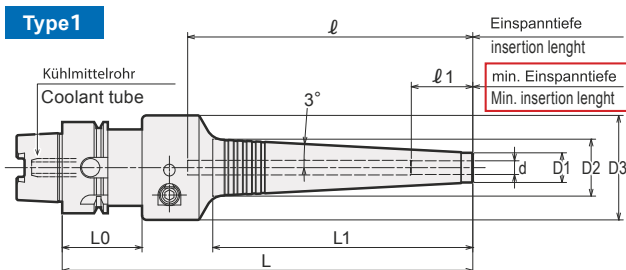
Blaster

con cave refrigerante | avec rainures de refroidissement



PHC·SB·C
HSK·A

NEW



Achtung: Mindesteinspanntiefe l_1 beachten
Attenzione: rispettare la profondità minima di serraggio l_1

Caution: Strictly keep the minimum insertion length l_1
Attention: Respecter strictement la longueur de serrage minimale l_1



Code	Halter / Holder Mandrino / Mandrin	Type	d	L	L1	D1	D2	D3	L0	l	l_1	Max min ⁻¹	kg	(Option)
5770 13403100	HSK40A -PHC03SB -100-C	1	3	100	37	12	15.9	46	35	84	16	30,000	0.4	L-4T
5770 13404100	-PHC04SB -100-C	1	4	100	37	12	15.9	46	35	84	19	30,000	0.4	
5770 13406150	-PHC06SB -150-C	1	6	150	84	14	22.9	46	35	97	27	17,000	0.9	
5770 13408150	-PHC08SB -150-C	1	8	150	84	16	24.9	46	35	97	27	16,000	1.0	
5770 13412150	-PHC10SB -150-C	1	10	150	84	18	26.9	46	35	97	33	16,000	1.0	
5770 14403150	HSK50A -PHC03SB -150-C	1	3	150	84	12	20.9	46	42	130	16	18,000	0.9	L-4T
5770 14404150	-PHC04SB -150-C	1	4	150	84	12	20.9	46	42	130	19	18,000	0.9	
5770 14406150	-PHC06SB -150-C	1	6	150	84	14	22.9	46	42	95	27	18,000	1.1	
5770 14408150	-PHC08SB -150-C	1	8	150	84	16	24.9	46	42	95	27	18,000	1.1	
5770 14410150	-PHC10SB -150-C	1	10	150	84	18	26.9	46	42	95	33	18,000	1.2	
5770 14412150	-PHC12SB -150-C	1	12	150	84	20	28.9	46	42	95	36	16,000	1.2	L-4T
5770 75403135	HSK63A -PHC03SB -135-C	2	3	135	84	12	20.9	46	—	113	16	20,500	1.2	
5770 75404080	-PHC04SB -80-C	2	4	80	28	12	15.0	46	—	58	19	20,500	0.8	
5770 75404135	-135-C	2	4	135	84	12	20.9	46	—	113	19	20,500	1.2	
5770 75406135	-PHC06SB -135-C	2	6	135	84	14	22.9	46	—	92	27	20,500	1.2	
5770 75408135	-PHC08SB -135-C	2	8	135	84	16	24.9	46	—	92	27	20,500	1.2	L-4T
5770 75410135	-PHC10SB -135-C	2	10	135	84	18	26.9	46	—	92	33	20,000	1.3	
5770 75412135	-PHC12SB -135-C	2	12	135	84	20	28.9	46	—	92	36	20,000	1.3	
5770 75412180	-180-C	2	12	180	130	20	33.7	46	—	137	36	10,000	1.5	
5770 75416135	-PHC16SB -135-C	2	16	135	84	24	32.9	52.5	—	91	40	20,000	1.4	
5770 75416180	-180-C	2	16	180	129	24	37.6	52.5	—	135	40	10,000	1.7	L-5T
5770 75420150	-PHC20SB -150-C	1	20	150	84	29	37.9	60	42	91	40	19,000	2.2	
5770 75420195	-195-C	1	20	195	129	29	42.6	60	42	135	40	10,000	2.5	
5770 75425150	-PHC25SB -150-C	1	25	150	84	38	46.9	60	42	91	50	16,000	2.2	
5770 75425195	-195-C	1	25	195	129	38	51.6	60	42	135	50	10,000	2.6	
5770 77403150	HSK100A -PHC03SB -150-C	2	3	150	84	12	20.9	46	—	121	16	12,500	2.5	L-4T
5770 77403195	-195-C	2	3	195	84	12	20.9	46	—	166	16	12,000	2.9	
5770 77404150	-PHC04SB -150-C	2	4	150	84	12	20.9	46	—	121	19	12,500	2.5	
5770 77404195	-195-C	2	4	195	84	12	20.9	46	—	166	19	12,000	2.9	
5770 77406150	-PHC06SB -150-C	2	6	150	84	14	22.9	46	—	92	27	12,500	2.7	
5770 77406195	-195-C	2	6	195	130	14	27.7	46	—	137	27	9,000	2.8	L-4T
5770 77408150	-PHC08SB -150-C	2	8	150	84	16	24.9	46	—	92	27	12,500	2.7	
5770 77408195	-195-C	2	8	195	130	16	29.7	46	—	137	27	9,000	2.9	
5770 77410150	-PHC10SB -150-C	2	10	150	84	18	26.9	46	—	92	33	12,500	2.7	
5770 77410195	-195-C	2	10	195	130	18	31.7	46	—	137	33	9,000	2.9	
5770 77412150	-PHC12SB -150-C	2	12	150	84	20	28.9	46	—	92	36	12,500	2.8	L-5T
5770 77412195	-195-C	2	12	195	130	20	33.7	46	—	137	36	9,000	3.0	
5770 77416150	-PHC16SB -150-C	2	16	150	84	24	32.9	52.5	—	91	40	12,500	3.1	
5770 77416195	-195-C	2	16	195	129	24	37.6	52.5	—	135	40	10,000	3.3	
5770 77420150	-PHC20SB -150-C	2	20	150	84	29	37.9	60	—	91	40	12,500	3.6	
5770 77420195	-195-C	2	20	195	129	29	42.6	60	—	135	40	11,000	3.8	L-5T
5770 77425150	-PHC25SB -150-C	2	25	150	84	38	46.9	60	—	91	50	12,500	3.6	
5770 77425195	-195-C	2	25	195	129	38	51.6	60	—	135	50	11,000	4.0	

- Schafttoleranz h6
- HSK-Kühlmittelrohr im Lieferumfang enthalten
- HSK mit Bohrung für Handspannung (HSK-A 40,50 ohne Bohrung)
- ohne Bohrung für Datenträger
- Längeneinstellschraube optional

- Tool shank tolerance h6
- HSK-Coolant pipe included in delivery
- HSK with holes for manual clamping (HSK-A 40,50 without)
- no hole for ID-Chip
- Preset screw optional

- Tolleranza h6
- HSK con unità di trasferimento refrigerante
- HSK con ha la sede per il serraggio manuale (HSK-A 40,50: non)
- senza foro per supporto dati
- Vite di regolazione lunghezza opzionale

- Tolérance h6
- HSK-Tubes de liquide d'arrosage compris dans la livraison
- HSK avec perçage pour serrage manuel (HSK-A 40,50 sans)
- sans perçage pour support de données
- Vis de réglage optionnel



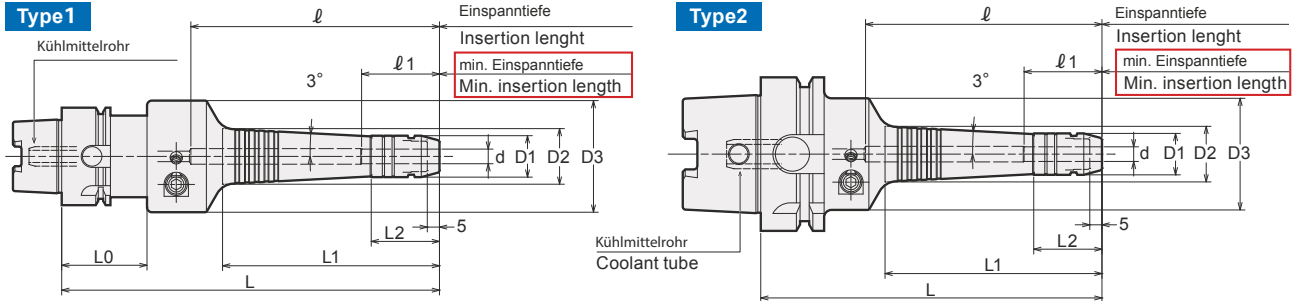
PHC·SB-NC mit Kühlmittelkappe | with coolant cap

JET-CAP

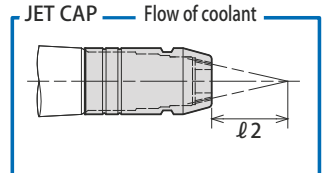
con tapa de refrigerante | avec bouchon d'arrosage




PHC·SB-NC
HSK·A



Achtung: Mindesteinspanntiefe ℓ_1 beachten
Caution: Strictly keep the minimum insertion length ℓ_1
Attenzione: rispettare la profondità minima di serraggio ℓ_1
Attention: Respecter strictement la longueur de serrage minimale ℓ_1



Code	Halter / Holder Mandrin / Mandrin	Type	d	L	L1	L2	D1	D2	D3	L0	ℓ	ℓ_1	ℓ_2	Max min ⁻¹	kg	 (Option)
5770 13606155	HSK40A -PHC06SB -155-NC	1	6	155	89	28	17	22.9	46	35	102	32	30	17,000	0.9	
5770 13608155	-PHC08SB -155-NC	1	8	155	89	28	19	24.9	46	35	102	32	40	16,000	1.0	L-4T
5770 13610155	-PHC10SB -155-NC	1	10	155	89	33	21	26.9	46	35	102	38	50	16,000	1.0	
5770 13612155	-PHC12SB -155-NC	1	12	155	89	33	23	28.9	46	35	102	41	60	15,000	1.0	
5770 14604155	HSK50A -PHC04SB -155-NC	1	4	155	89	33	15	20.9	46	42	135	24	20	18,000	0.9	
5770 14606155	-PHC06SB -155-NC	1	6	155	89	28	17	22.9	46	42	100	32	30	18,000	1.1	L-4T
5770 14608155	-PHC08SB -155-NC	1	8	155	89	28	19	24.9	46	42	100	32	40	18,000	1.1	
5770 14610155	-PHC10SB -155-NC	1	10	155	89	33	21	26.9	46	42	100	38	50	18,000	1.2	
5770 14612155	-PHC12SB -155-NC	1	12	155	89	33	23	28.9	46	42	100	41	60	16,000	1.2	
5770 75604140	HSK63A -PHC04SB -140-NC	2	4	140	89	33	15	20.9	46	—	118	24	20	20,500	1.2	
5770 75606140	-PHC06SB -140-NC	2	6	140	89	28	17	22.9	46	—	97	32	30	20,500	1.2	L-4T
5770 75608140	-PHC08SB -140-NC	2	8	140	89	28	19	24.9	46	—	97	32	40	20,500	1.2	
5770 75610140	-PHC10SB -140-NC	2	10	140	89	33	21	26.9	46	—	97	38	50	20,000	1.3	
5770 75612140	-PHC12SB -140-NC	2	12	140	89	33	23	28.9	46	—	97	41	60	20,000	1.3	
5770 75612185	-185-NC	2	12	185	135	33	23	33.7	46	—	142	41	60	10,000	1.5	
5770 77606155	HSK100A -PHC06SB -155-NC	2	6	155	89	28	17	22.9	46	—	97	32	30	12,500	2.7	
5770 77606200	-200-NC	2	6	200	135	28	17	27.7	46	—	142	32	30	9,000	2.8	
5770 77608155	-PHC08SB -155-NC	2	8	155	89	28	19	24.9	46	—	97	32	40	12,500	2.7	L-4T
5770 77608200	-200-NC	2	8	200	135	28	19	29.7	46	—	142	32	40	9,000	2.9	
5770 77610155	-PHC10SB -155-NC	2	10	155	89	33	21	26.9	46	—	97	38	50	12,500	2.7	
5770 77610200	-200-NC	2	10	200	135	33	21	31.7	46	—	142	38	50	9,000	2.9	
5770 77612155	-PHC12SB -155-NC	2	12	155	89	33	23	28.9	46	—	97	41	60	12,500	2.8	
5770 77612200	-200-NC	2	12	200	135	33	23	33.7	46	—	142	41	60	9,000	3.0	

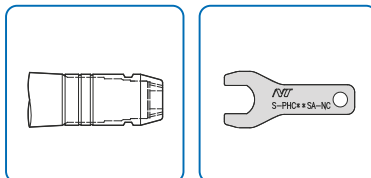
- Schafttoleranz h6
- HSK-Kühlmittelrohr im Lieferumfang enthalten
- HSK mit Bohrung für Handspannung (HSK-A 40,50 ohne Bohrung)
- ohne Bohrung für Datenträger
- Längeneinstellschraube optional

- Tool shank tolerance h6
- HSK-Coolant pipe included in delivery
- HSK with holes for manual clamping (HSK-A 40,50 without)
- no hole for ID-Chip
- Preset screw optional

- Tolleranza h6
- HSK con unità di trasferimento refrigerante
- HSK con ha la sede per il serraggio manuale (HSK-A 40,50: non)
- senza foro per supporto dati
- Vite di regolazione lunghezza opzionale

- Tolérance h6
- HSK-Tubes de liquide d'arrosage compris dans la livraison
- HSK avec perçage pour serrage manuel (HSK-A 40,50 sans)
- sans perçage pour support de données
- Vis de réglage optionnel

Zubehör | Accessories |
Accessori | Accessoires



Power-Dehnspannfutter | Power Hydro Chuck

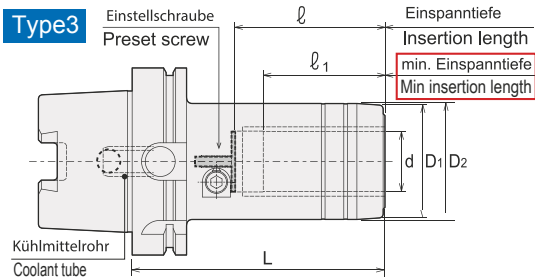
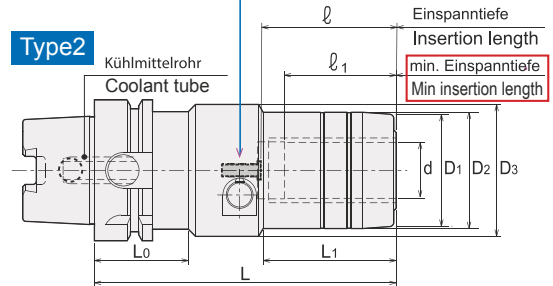
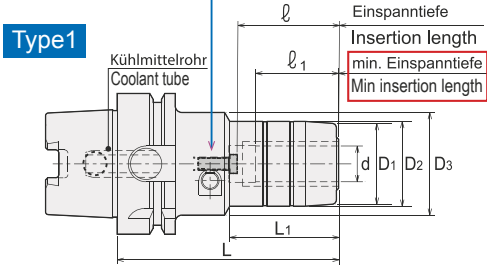
Mandrini idraulici Power | Mandrins hydrauliques - Power



PHC-A
HSK-A


NEW

Einstellschraube / Preset screw: **PHC03A & PHC04A: keine Einstellschraube einsetzbar | preset screw cannot be used | non è possibile utilizzare vite di regolazione lunghezza | La vis de réglage ne peut pas être utilisée**



Achtung: Mindesteinspanntiefe l_1 beachten
Caution: Strictly keep the minimum insertion length l_1
Attenzione: rispettare la profondità minima di serraggio l_1
Attention: Respecter strictement la longueur de serrage minimale l_1

Code	Halter / Holder Mandrino / Mandrin	Type	d	L	L ₁	D ₁	D ₂	D ₃	L ₀	l	l ₁	Max. min ⁻¹	Kg		
5730 13203075	HSK40A -PHC03A -75	2	3	75	19.8	—	24	46	35	27	18	30,000	0.6	L-4T	
5730 13204080	-PHC04A -80	2	4	80	25.1	—	25	46	35	29	24	30,000	0.8		
5730 13206090	-PHC06A -90	2	6	90	30	24	26	46	35	34	29	30,000	0.7		
5730 13207090	-PHC07A -90	2	7	90	30	26	28	46	35	34	29	30,000	0.7		
5730 13208090	-PHC08A -90	2	8	90	30	26	28	46	35	34	29	30,000	0.7		
5730 13209105	-PHC09A -105	2	9	105	44	28	30	52	35	50	40	30,000	0.9		
5730 13210105	-PHC10A -105	2	10	105	44	28	30	52	35	50	40	30,000	0.9		
5730 13211105	-PHC11A -105	2	11	105	45	30	32	52	35	50	40	30,000	0.9		
5730 13212105	-PHC12A -105	2	12	105	45	30	32	52	35	50	40	30,000	0.9		
5730 13213105	-PHC13A -105	2	13	105	46	34	36	52	35	50	40	30,000	1.0		
5730 13214105	-PHC14A -105	2	14	105	46	34	36	52	35	50	40	30,000	1.0		
5730 13215105	-PHC15A -105	2	15	105	46	36	38	52	35	50	40	30,000	1.0		
5730 13216105	-PHC16A -105	2	16	105	46	36	38	52	35	50	40	30,000	1.0		
5730 13220105	-PHC20A -105	2	20	105	49	40	42	46	35	50	40	27,000	1.0		
5730 13225120	-PHC25A -120	2	25	120	59	50	52	59	35	60	50	20,000	1.5		L-6T
5730 14203080	HSK50A -PHC03A -80	2	3	80	19.8	—	24	46	42	27	18	25,000	0.9		L-4T
5730 14204085	-PHC04A -85	2	4	85	25.1	—	25	46	42	29	24	25,000	0.9		
5730 14206090	-PHC06A -90	2	6	90	30	24	26	46	41	34	29	25,000	0.9		
5730 14207090	-PHC07A -90	2	7	90	30	26	28	46	41	34	29	25,000	0.9		
5730 14208090	-PHC08A -90	2	8	90	30	26	28	46	41	34	29	25,000	0.9		
5730 14209105	-PHC09A -105	2	9	105	44	28	30	52	41	50	40	25,000	0.9		
5730 14210105	-PHC10A -105	2	10	105	44	28	30	52	41	50	40	25,000	1.0		
5730 14211105	-PHC11A -105	2	11	105	45	30	32	52	41	50	40	25,000	1.0		
5730 14212105	-PHC12A -105	2	12	105	45	30	32	52	41	50	40	25,000	1.1		
5730 14213105	-PHC13A -105	2	13	105	46	34	36	52	41	50	40	25,000	1.1		
5730 14214105	-PHC14A -105	2	14	105	46	34	36	52	41	50	40	25,000	1.1		
5730 14215105	-PHC15A -105	2	15	105	46	36	38	52	41	50	40	25,000	1.1		
5730 14216105	-PHC16A -105	2	16	105	46	36	38	52	41	50	40	25,000	1.1		
5730 14220105	-PHC20A -105	2	20	105	49	40	42	46	41	50	40	25,000	1.1		
5730 14225135	-PHC25A -135	2	25	135	59	50	52	59	42	60	50	24,000	1.9	L-6T	
5730 75203065	HSK63A -PHC03A -65 -H	1	3	65	19.8	—	24	46	—	27	18	20,500	1.0	L-4T	
5730 75204070	-PHC04A -70 -H	1	4	70	25.1	—	25	46	—	29	24	20,500	1.0		
5730 75206075	-PHC06A -75 -H	1	6	75	30	24	26	46	—	34	29	20,500	1.0		
5730 75206120	-120 -H	1	6	120	41	24	26	46	—	45	29	20,500	1.5		
5730 75207075	-PHC07A -75 -H	1	7	75	30	26	28	46	—	34	29	20,500	1.0		
5730 75207120	-120 -H	1	7	120	41	26	28	46	—	45	29	20,500	1.5		
5730 75208075	-PHC08A -75 -H	1	8	75	30	26	28	46	—	34	29	20,500	1.0		
5730 75208120	-120 -H	1	8	120	41	26	28	46	—	45	29	20,500	1.5		
5730 75209090	-PHC09A -90 -H	1	9	90	44	28	30	52	—	50	40	20,500	1.2		
5730 75209120	-120 -H	1	9	120	64	28	30	52	—	70	40	20,500	1.4		
5730 75210090	-PHC10A -90 -H	1	10	90	44	28	30	52	—	50	40	20,500	1.2		
5730 75210120	-120 -H	1	10	120	64	28	30	52	—	70	40	20,500	1.4		

Code	Halter Holder Mandrino Mandrin	Model	Type	d	L	L ₁	D ₁	D ₂	D ₃	L ₀	ℓ	ℓ ₁	Max. min ⁻¹	Kg	 (Option)	
5730 75211090	HSK63A	-PHC11A	-90 -H	1	11	90	45	30	32	52	—	50	40	20,500	1.2	L-4T
5730 75211120		-120 -H	1	11	120	65	30	32	52	—	70	40	20,500	1.4		
5730 75212090		-PHC12A*	-90 -H	1	12	90	45	30	32	52	—	50	40	20,500	1.2	
5730 75212120		-120 -H	1	12	120	65	30	32	52	—	70	40	20,500	1.4		
5730 75213090		-PHC13A	-90 -H	1	13	90	46	34	36	52	—	50	40	20,500	1.2	
5730 75213120		-120 -H	1	13	120	66	34	36	52	—	70	40	20,500	1.5		
5730 75214090		-PHC14A	-90 -H	1	14	90	46	34	36	52	—	50	40	20,500	1.2	
5730 75214120		-120 -H	1	14	120	66	34	36	52	—	70	40	20,500	1.5		
5730 75215090		-PHC15A	-90 -H	1	15	90	46	36	38	52	—	50	40	20,500	1.2	
5730 75215120		-120 -H	1	15	120	66	36	38	52	—	70	40	20,500	1.6		
5730 75216090		-PHC16A	-90 -H	1	16	90	46	36	38	52	—	50	40	20,500	1.3	
5730 75216120		-120 -H	1	16	120	66	36	38	52	—	70	40	20,500	1.6		
5730 75218090	NEW	-PHC18A	-90 -H	1	18	90	49	38	40	46	—	50	40	20,500	1.3	
5730 75218120	NEW	-120 -H	1	18	120	69	38	40	46	—	70	40	20,500	1.6		
5730 75220090		-PHC20A*	-90 -H	1	20	90	49	40	42	46	—	50	40	20,500	1.3	
5730 75220120		-120 -H	1	20	120	69	40	42	46	—	70	40	20,500	1.6		
5730 75225135		-PHC25A	-135 -H	2	25	135	59	50	52	59	42	60	50	20,500	2.3	
5730 75225150		-150 -H	2	25	150	79	50	52	59	42	80	50	20,500	2.5		
5730 75232135		-PHC32A	-135 -H	2	32	135	42	60	62	85	42	80	65	20,500	2.9	
5730 75232150		-150 -H	2	32	150	108	60	62	62	42	80	65	20,500	3.1		
5730 77206090	HSK100A	-PHC06A	-90 -H	1	6	90	30	24	26	46	—	34	29	12,500	2.6	
5730 77206120		-120 -H	1	6	120	41	24	26	46	—	45	29	12,500	2.8		
5730 77206150		-150 -H	1	6	150	41	24	26	46	—	45	29	12,500	3.2		
5730 77207090		-PHC07A	-90 -H	1	7	90	30	26	28	46	—	34	29	12,500	2.6	
5730 77207120		-120 -H	1	7	120	41	26	28	46	—	45	29	12,500	2.8		
5730 77207150		-150 -H	1	7	150	41	26	28	46	—	45	29	12,500	3.2		
5730 77208090		-PHC08A	-90 -H	1	8	90	30	26	28	46	—	34	29	12,500	2.6	
5730 77208120		-120 -H	1	8	120	41	26	28	46	—	45	29	12,500	2.8		
5730 77208150		-150 -H	1	8	150	41	26	28	46	—	45	29	12,500	3.2		
5730 77209105		-PHC09A	-105 -H	1	9	105	44	28	30	52	—	50	40	12,500	2.7	
5730 77209135		-135 -H	1	9	135	64	28	30	52	—	70	40	12,500	3.0		
5730 77209165		-165 -H	1	9	165	64	28	30	52	—	70	40	12,500	3.5		
5730 77210105		-PHC10A	-105 -H	1	10	105	44	28	30	52	—	50	40	12,500	2.7	
5730 77210135		-135 -H	1	10	135	64	28	30	52	—	70	40	12,500	3.0		
5730 77210165		-165 -H	1	10	165	64	28	30	52	—	70	40	12,500	3.5		
5730 77211105		-PHC11A	-105 -H	1	11	105	45	30	32	52	—	50	40	12,500	2.7	
5730 77211135		-135 -H	1	11	135	65	30	32	52	—	70	40	12,500	3.0		
5730 77211165		-165 -H	1	11	165	65	30	32	52	—	70	40	12,500	3.5		
5730 77212105		-PHC12A*	-105 -H	1	12	105	45	30	32	52	—	50	40	12,500	2.7	
5730 77212135		-135 -H	1	12	135	65	30	32	52	—	70	40	12,500	3.0		
5730 77212165		-165 -H	1	12	165	65	30	32	52	—	70	40	12,500	3.5		
5730 77213105		-PHC13A	-105 -H	1	13	105	46	34	36	52	—	50	40	12,500	2.8	
5730 77213135		-135 -H	1	13	135	66	34	36	52	—	70	40	12,500	3.1		
5730 77213165		-165 -H	1	13	165	66	34	36	52	—	70	40	12,500	3.5		
5730 77214105		-PHC14A	-105 -H	1	14	105	46	34	36	52	—	50	40	12,500	2.8	
5730 77214135		-135 -H	1	14	135	66	34	36	52	—	70	40	12,500	3.1		
5730 77214165		-165 -H	1	14	165	66	34	36	52	—	70	40	12,500	3.5		
5730 77215105		-PHC15A	-105 -H	1	15	105	46	36	38	52	—	50	40	12,500	2.8	
5730 77215135		-135 -H	1	15	135	66	36	38	52	—	70	40	12,500	3.1		
5730 77215165		-165 -H	1	15	165	66	36	38	52	—	70	40	12,500	3.6		
5730 77216105		-PHC16A	-105 -H	1	16	105	46	36	38	52	—	50	40	12,500	2.8	
5730 77216135		-135 -H	1	16	135	66	36	38	52	—	70	40	12,500	3.1		
5730 77216165		-165 -H	1	16	165	66	36	38	52	—	70	40	12,500	3.6		
5730 77220105		-PHC20A*	-105 -H	1	20	105	49	40	42	46	—	50	40	12,500	2.8	
5730 77220135		-135 -H	1	20	135	69	40	42	46	—	70	40	12,500	3.1		
5730 77220165		-165 -H	1	20	165	69	40	42	46	—	70	40	12,500	3.5		
5730 77225120		-PHC25A	-120 -H	1	25	120	59	50	52	62	—	64	50	12,500	3.4	
5730 77225165		-165 -H	1	25	165	79	50	52	62	—	80	50	12,500	4.3		
5730 77232135		-PHC32A	-135 -H	3	32	135	—	60	62	—	—	80	65	12,500	3.9	
5730 77232165		-165 -H	3	32	165	—	60	62	—	—	80	65	12,500	4.6		

- Schafttoleranz h6
- HSK-Kühlmittelrohr im Lieferumfang enthalten
- HSK mit Bohrung für Handspannung (HSK-A 40,50 ohne Bohrung)
- ohne Bohrung für Datenträger
- Längeneinstellschraube enthalten

***PHS-Spannhülsen einsetzbar**

- Tool shank tolerance h6
- HSK-Coolant pipe included in delivery
- HSK with holes for manual clamping (HSK-A 40,50 without)
- no hole for ID-Chip
- Preset screw included

***PHS-Collets applicable**

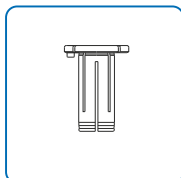
- Tolleranza h6
- HSK con unità di trasferimento refrigerante
- HSK con ha la sede per il serraggio manuale (HSK-A 40,50: non)
- senza foro per supporto dati
- Vite di regolazione lunghezza inclusa

***PHS-Pinza applicabile**

- Tolérance h6
- HSK-Tubes de liquide d'arrosage compris dans la livraison
- HSK avec perçage pour serrage manuel (HSK-A 40,50 sans)
- sans perçage pour support de données
- Vis de réglage incluse

***PHS-Pinces utilisable**

Spannhülsen | Collets
Pinze | Pinces



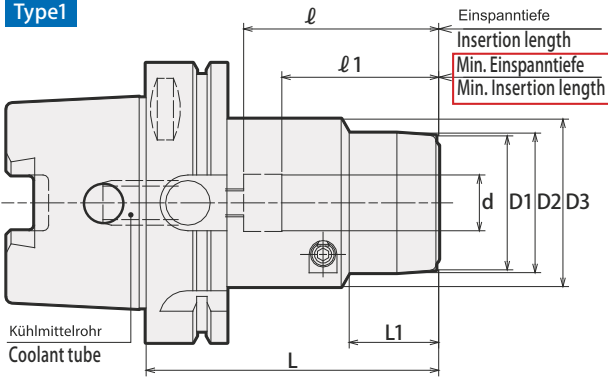
Hochdruck-Dehnspannfutter | Highpressure Hydro Chuck

Mandrini idraulici HiPower | Mandrin hydrauliques HiPower

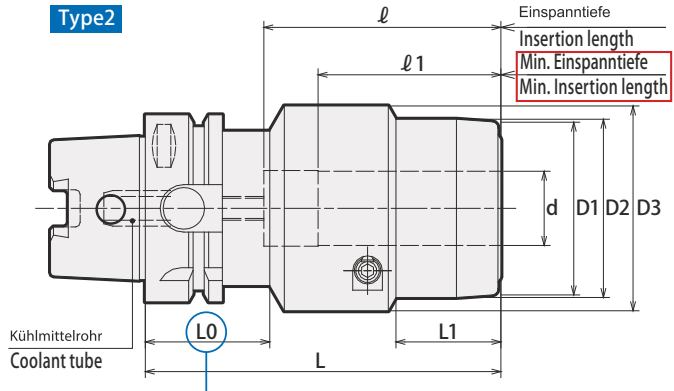


PHC-H
HSK-A

Type1




Type2



Achtung: Mindesteinspanntiefe l_1 beachten
Attenzione: rispettare la profondità minima di serraggio l_1

Caution: Strictly keep the minimum insertion length l_1
Attention: Respecter strictement la longueur de serrage minimale l_1



Code	Halter Holder Mandrino Mandrin	Type	d	L	L1	D1	D2	D3	L0	l	l_1	Max. min ⁻¹	kg	 (Option)
5330 75016080	HSK63A -PHC16H - 80 -H	2	16	80	21	—	44	56	42	51	45	20,500	1.4	L-4T
5330 75020105	-PHC20H* -105 -H	2	20	105	32	48	50	60	42	75	50	20,500	1.9	
5330 75025105	-PHC25H -105 -H	2	25	105	35	58	60	69	42	75	55	20,500	2.1	
5330 75032105	-PHC32H* -105 -H	2	32	105	37	63	65	75	42	78	65	20,500	2.2	
5330 75032135	-135 -H	2	32	135	47	63	65	75	42	105	65	20,500	2.9	
5330 77016105	HSK100A -PHC16H -105 -H	1	16	105	27	—	44	56	—	70	45	12,500	3.1	L-4T
5330 77020105	-PHC20H* -105 -H	1	20	105	32	48	50	60	—	70	50	12,500	3.3	
5330 77025105	-PHC25H -105 -H	1	25	105	35	58	60	69	—	70	55	12,500	3.6	
5330 77025135	-135 -H	1	25	135	35	58	60	69	—	100	55	12,500	4.4	L-5T
5330 77032110	-PHC32H* -110 -H	1	32	110	47	63	65	75	—	78	65	12,500	3.8	
5330 77032135	-135 -H	1	32	135	47	63	65	75	—	100	65	12,500	4.5	

- Schafttoleranz h6
- HSK-Kühlmittelrohr im Lieferumfang enthalten
- HSK mit Bohrung für Handspannung
- ohne Bohrung für Datenträger
- Längeneinstellschraube optional

***PHS-H Spannhülsen einsetzbar**

- Tool shank tolerance h6
- HSK-Coolant pipe included in delivery
- HSK with holes for manual clamping
- no hole for ID-Chip
- Preset screw optional

***PHS-H Collets applicable**

- Tolleranza h6
- HSK con unità di trasferimento refrigerante
- HSK con ha la sede per il serraggio manuale
- senza foro per supporto dati
- Vite di regolazione lunghezza opzionale

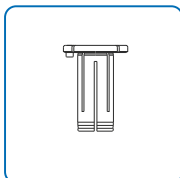
***PHS-H Pinza applicabile**

- Tolérance h6
- HSK-Tubes de liquide d'arrosage compris dans la livraison
- HSK avec perçage pour serrage manuel
- sans perçage pour support de données
- Vis de réglage optionnel

***PHS-H Pincettes utilisables**

Spannhülsen | Collets
Pinze | Pincettes

Seite | Page 49



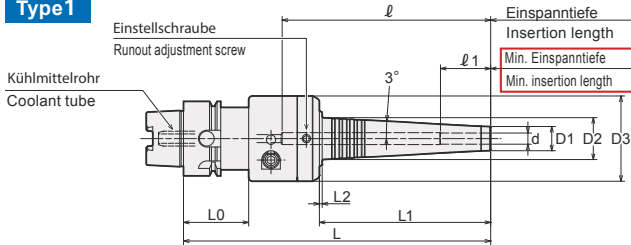
Dehnspannfutter mit Rundlauf „0“ | Hydro Chuck with R-Zero

Mandrini idraulici con concentricità „0“ | Mandrins hydrauliques avec concentricité „0“

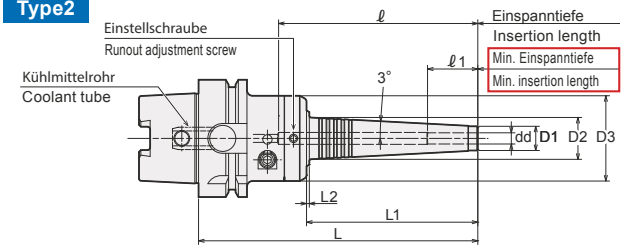


PHZ-SB
HSK-A

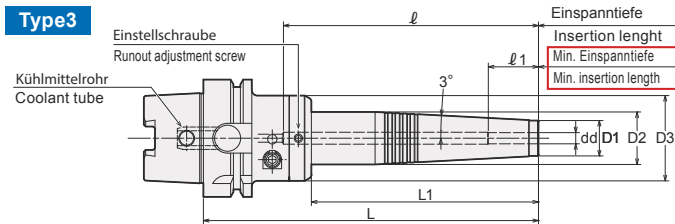
Type1



Type2



Type3



Achtung: Mindesteinspanntiefe ℓ_1 beachten
Caution: Strictly keep the minimum insertion length ℓ_1
Attenzione: rispettare la profondità minima di serraggio ℓ_1
Attention: Respecter strictement la longueur de serrage minimale ℓ_1

Code	Halter Holder Mandrino Mandrin	Type	d	L	L1	L2	D1	D2	D3	L0	ℓ	ℓ_1	Max. min ¹	Kg				
5930 13406165	HSK40A -PHZ06SB -165	1	6	165	92	1.5	13	22.5	46	35	112	27	13,000	1.0	L-4T	L-3T-S		
5930 13407165	-PHZ07SB -165	1	7	165	92	1.5	14	23.5	46	35	112	27	13,000	1.0				
5930 13408165	-PHZ08SB -165	1	8	165	92	1.5	15	24.5	46	35	112	27	13,000	1.0				
5930 13409165	-PHZ09SB -165	1	9	165	92	1.5	16	25.5	46	35	112	33	13,000	1.0				
5930 13410165	-PHZ10SB -165	1	10	165	92	1.5	17	26.5	46	35	112	33	12,000	1.0				
5930 13411165	-PHZ11SB -165	1	11	165	92	-	18	27.5	46	35	112	36	12,000	1.1				
5930 13412165	-PHZ12SB -165	1	12	165	92	-	19	28.6	46	35	112	36	12,000	1.1				
5930 75406150	HSK63A -PHZ06SB -150	2	6	150	92	1.5	13	22.5	46	-	107	27	16,000	1.3			L-4T	L-3T-S
5930 75406180	-PHZ06SB -180	2	6	180	122	1.5	13	26.7	46	-	137	27	10,000	1.4				
5930 75407150	-PHZ07SB -150	2	7	150	92	1.5	14	23.5	46	-	107	27	16,000	1.3				
5930 75407180	-PHZ07SB -180	2	7	180	122	1.5	14	26.7	46	-	137	27	10,000	1.4				
5930 75408150	-PHZ08SB -150	2	8	150	92	1.5	15	24.5	46	-	107	27	16,000	1.3				
5930 75408180	-180	2	8	180	122	-	15	27.6	46	-	137	27	10,000	1.4				
5930 75409150	-PHZ09SB -150	2	9	150	92	1.5	16	25.5	46	-	107	33	16,000	1.3				
5930 75409180	-180	2	9	180	122	-	16	28.7	46	-	137	33	10,000	1.4				
5930 75410150	-PHZ10SB -150	2	10	150	92	1.5	17	26.5	46	-	107	33	16,000	1.3				
5930 75410180	-180	3	10	180	122	-	17	28.2	46	-	137	33	10,000	1.5				
5930 75411150	-PHZ11SB -150	2	11	150	92	-	18	27.5	46	-	107	36	16,000	1.3				
5930 75411180	-180	3	11	180	122	-	18	28.2	46	-	137	36	10,000	1.5				
5930 75412150	-PHZ12SB* -150	2	12	150	92	-	19	28.6	46	-	107	36	15,000	1.3				
5930 75412180	-180	3	12	180	122	-	19	28.2	46	-	137	36	10,000	1.5				
5930 77406165	HSK100A -PHZ06SB -165	2	6	165	92	1.5	13	22.5	46	-	107	27	12,500	2.7	L-4T	L-3T-S		
5930 77406195	-195	2	6	195	122	1.5	13	26.7	46	-	137	27	9,000	2.8				
5930 77407165	-PHZ07SB -165	2	7	165	92	1.5	14	23.5	46	-	107	27	12,500	2.8				
5930 77407195	-195	2	7	195	122	1.5	14	26.7	46	-	137	27	9,000	2.9				
5930 77408165	-PHZ08SB -165	2	8	165	92	1.5	15	24.5	46	-	107	27	12,500	2.8				
5930 77408195	-195	2	8	195	122	-	15	27.6	46	-	137	27	9,000	2.9				
5930 77409165	-PHZ09SB -165	2	9	165	92	1.5	16	25.5	46	-	107	33	12,500	2.8				
5930 77409195	-195	2	9	195	122	-	16	28.7	46	-	137	33	10,000	2.9				
5930 77410165	-PHZ10SB -165	2	10	165	92	1.5	17	26.5	46	-	107	33	12,500	2.8				
5930 77410195	-195	3	10	195	122	-	17	28.2	46	-	137	33	9,000	2.9				
5930 77411165	-PHZ11SB -165	2	11	165	92	-	18	27.5	46	-	107	36	12,500	2.8				
5930 77411195	-195	3	11	195	122	-	18	28.2	46	-	137	36	9,000	3.0				
5930 77412165	-PHZ12SB* -165	2	12	165	92	-	19	28.6	46	-	107	36	12,500	2.8				
5930 77412195	-195	3	12	195	122	-	19	28.2	46	-	137	36	9,000	3.0				

- Schafftoleranz h6
- HSK-Kühlmittelrohr im Lieferumfang enthalten
- HSK mit Bohrung für Handspannung (HSK-A 40 ohne Bohrung)
- ohne Bohrung für Datenträger
- Längeneinstellschraube optional

- Tool shank tolerance h6
- HSK-Coolant pipe included in delivery
- HSK with holes for manual clamping (HSK-A 40 without)
- no hole for ID-Chip
- Preset screw optional

HS-
Spannhülsen | Collets
Pinze | Pincos

Seite | Page 47



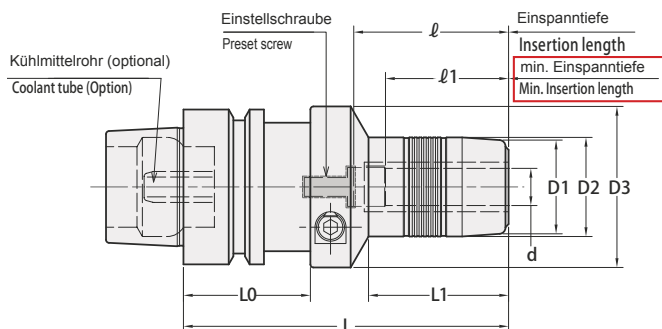
- Tolleranza h6
- HSK con unità di trasferimento refrigerante
- HSK con ha la sede per il serraggio manuale (HSK-A 40: non)
- senza foro per supporto dati
- Vite di regolazione lunghezza opzionale

- Tolérance h6
- HSK-Tubes de liquide d'arrosage compris dans la livraison
- HSK avec perçage pour serrage manuel (HSK-A 40 sans)
- sans perçage pour support de données
- Vis de réglage optionnel



Power-Dehnspannfutter | Power Hydro Chuck

Mandrini idraulici Power | Mandrins hydrauliques - Power



Achtung: Mindesteinspanntiefe l_1 beachten
Caution: Strictly keep the minimum insertion length l_1
Attenzione: rispettare la profondità minima di serraggio l_1
Attention: Respecter strictement la longueur de serrage minimale l_1

Code	Halter Holder Mandrino Mandrin	d	L	L1	D1	D2	D3	L0	l	l1	Kg	Max. min ⁻¹	(Option)
5730 53206090	HSK40E -PHC06A -90	6	90	30	24	26	46	35	34	29	0.7	35.000	L-4T
5730 53207090	-PHC07A -90	7	90	30	26	28	46	35	34	29	0.7	35.000	
5730 53208090	-PHC08A -90	8	90	30	26	28	46	35	34	29	0.7	35.000	
5730 53209105	-PHC09A -105	9	105	44	28	30	52	35	50	40	0.8	35.000	
5730 53210105	-PHC10A -105	10	105	44	28	30	52	35	50	40	0.8	35.000	
5730 53211105	-PHC11A -105	11	105	45	30	32	52	35	50	40	0.8	35.000	
5730 53212105	-PHC12A -105	12	105	45	30	32	52	35	50	40	0.9	35.000	L-4T
5730 54206090	HSK50E -PHC06A -90	6	90	30	24	26	46	41	34	29	0.9	30.000	
5730 54207090	-PHC07A -90	7	90	30	26	28	46	41	34	29	0.9	30.000	
5730 54208090	-PHC08A -90	8	90	30	26	28	46	41	34	29	0.9	30.000	
5730 54209105	-PHC09A -105	9	105	44	28	30	52	41	50	40	1.0	30.000	
5730 54210105	-PHC10A -105	10	105	44	28	30	52	41	50	40	1.0	30.000	
5730 54211105	-PHC11A -105	11	105	45	30	32	52	41	50	40	1.0	30.000	
5730 54212105	-PHC12A -105	12	105	45	30	32	52	41	50	40	1.0	30.000	
5730 54213105	-PHC13A -105	13	105	46	34	36	52	41	50	40	1.0	30.000	
5730 54214105	-PHC14A -105	14	105	46	34	36	52	41	50	40	1.1	30.000	
5730 54215105	-PHC15A -105	15	105	46	36	38	52	41	50	40	1.1	30.000	
5730 54216105	-PHC16A -105	16	105	46	36	38	52	41	50	40	1.1	30.000	
5730 54220105	-PHC20A -105	20	105	49	40	42	46	41	50	40	1.1	30.000	

- Schafttoleranz h6
- HSK-Kühlmittelrohr optional
- ohne Bohrung für Datenträger
- Längeneinstellschraube enthalten

*PHS-Spannhülsen einsetzbar

- Tool shank tolerance h6
- HSK-Coolant pipe optional
- no hole for ID-Chip
- Preset screw included

*PHS-Collets applicable

- Tolleranza h6
- HSK-condotto refrigerante opzionale
- senza foro per supporto dati
- Vite di regolazione lunghezza inclusa

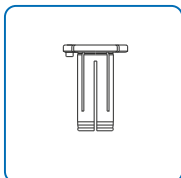
*PHS-Pinza applicabile

- Tolérance h6
- HSK-Tubes de liquide en option
- sans perçage pour support de données
- Vis de réglage incluse

*PHS-Pinces utilisable

Spannhülsen | Collets
Pinze | Pincas

Seite | Page 49

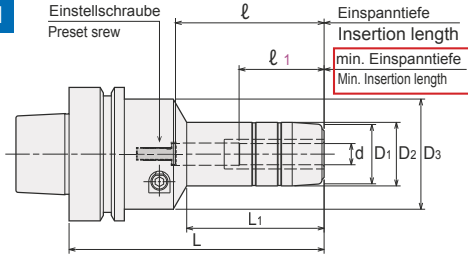


Power-Dehnspannfutter | Power Hydro Chuck

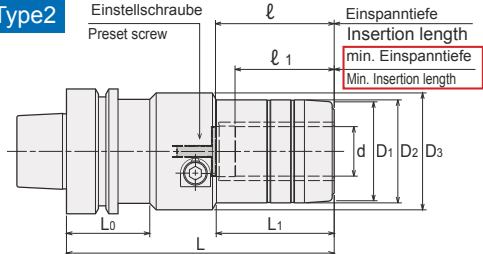
Mandrini idraulici Power | Mandrins hydrauliques - Power



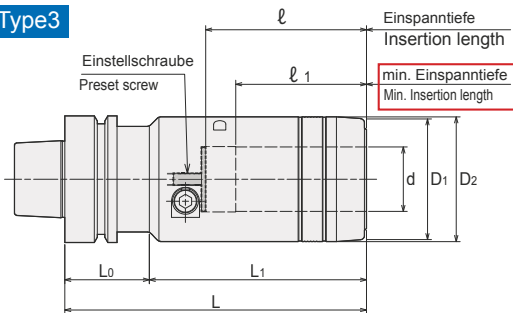
Type 1



Type 2



Type 3



Achtung: Mindesteinspanntiefe l_1 beachten
Caution: Strictly keep the minimum insertion length l_1
 Attenzione: rispettare la profondità minima di serraggio l_1
 Attention: Respecter strictement la longueur de serrage minimale l_1

Code	Halter Holder Mandrino Mandrin	Type	d	L	L1	D1	D2	D3	L0	l	l1	Kg	Max. min ⁻¹	(Option)
5730 65206075	HSK63F -PHC06A -75	1	6	75	30	24	26	46	—	34	29	0.9	25.000	L-4T
5730 65206120	-120	1	6	120	41	24	26	46	—	45	29	0.9		
5730 65207075	-PHC07A -75	1	7	75	30	26	28	46	—	34	29	0.9	25.000	
5730 65207120	-120	1	7	120	41	26	28	46	—	45	29	0.9		
5730 65208075	-PHC08A -75	1	8	75	30	26	28	46	—	34	29	0.9	25.000	
5730 65208120	-120	1	8	120	41	26	28	46	—	45	29	0.9		
5730 65209090	-PHC09A -90	1	9	90	44	28	30	52	—	50	40	1.0	25.000	
5730 65209120	-120	1	9	120	64	28	30	52	—	70	40	1.0		
5730 65210090	-PHC10A -90	1	10	90	44	28	30	52	—	50	40	1.1	25.000	
5730 65210120	-120	1	10	120	64	28	30	52	—	70	40	1.1		
5730 65211090	-PHC11A -90	1	11	90	45	30	32	52	—	50	40	1.1	25.000	
5730 65211120	-120	1	11	120	65	30	32	52	—	70	40	1.1		
5730 65212090	-PHC12A -90	1	12	90	45	30	32	52	—	50	40	1.1	25.000	
5730 65212120	-120	1	12	120	65	30	32	52	—	70	40	1.4		
5730 65213090	-PHC13A -90	1	13	90	46	34	36	52	—	50	40	1.2	25.000	
5730 65213120	-120	1	13	120	66	34	36	52	—	70	40	1.5		
5730 65214090	-PHC14A -90	1	14	90	46	34	36	52	—	50	40	1.2	25.000	
5730 65214120	-120	1	14	120	66	34	36	52	—	70	40	1.5		
5730 65215090	-PHC15A -90	1	15	90	46	36	38	52	—	50	40	1.2	25.000	
5730 65215120	-120	1	15	120	66	36	38	52	—	70	40	1.6		
5730 65216090	-PHC16A -90	1	16	90	46	36	38	52	—	50	40	1.2	25.000	
5730 65216120	-120	1	16	120	66	36	38	52	—	70	40	1.6		
5730 65220090	-PHC20A -90	1	20	90	49	40	42	46	—	50	40	1.2	25.000	
5730 65220120	-120	1	20	120	69	40	42	46	—	70	40	1.5		
5730 65225135	-PHC25A -135	2	25	135	59	50	52	59	42	60	50	2.3	20.000	L-6T
5730 65225150	-150	2	25	150	79	50	52	59	42	80	50	2.4		
5730 65232135	-PHC32A -135	2	32	135	42	60	62	85	42	80	65	3.0	20.000	
5730 65232150	-150	3	32	150	108	60	62	—	42	80	65	2.8		

- Schafttoleranz h6
- ohne Bohrung für Datenträger
- Längeneinstellschraube enthalten

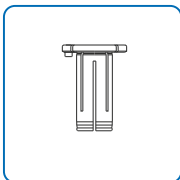
*PHS-Spannhülsen einsetzbar

- Tool shank tolerance h6
- no hole for ID-Chip
- Preset screw included

*PHS-Collets applicable

Spannhülsen | Collets
Pinze | Pincas

Seite | Page 49



- Tolleranza h6
- senza foro per supporto dati
- Vite di regolazione lunghezza inclusa

*PHS-Pinza applicabile

- Tolérance h6
- sans perçage pour support de données
- Vis de réglage incluse

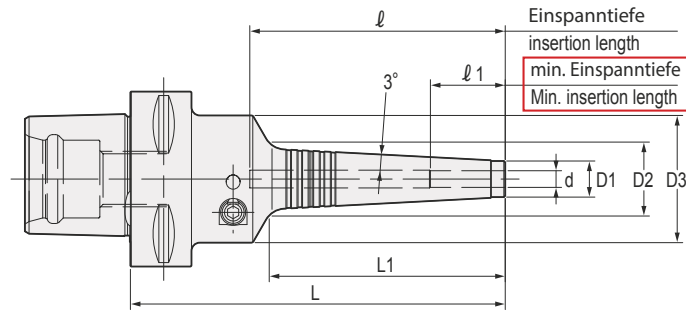
*PHS-Pincas utilisable

Dehnspannfutter superschlank | Slim Hydro Chuck

Mandrini idraulici ultra sottile | Mandrins expansibles hydrauliques - tres élancé




PHC·SB
ISO 26623



Achtung: Mindesteinspanntiefe l_1 beachten
Caution: Strictly keep the minimum insertion length l_1
Attenzione: rispettare la profondità minima di serraggio l_1
Attention: Respecter strictement la longueur de serrage minimale l_1



Code	Halter Holder Mandrino Mandrin	d	L	L1	D1	D2	D3	l	l_1	Max min ⁻¹	kg	 (Option)
6720 10603135	C6- PHC03SB -135	3	135	84	11	19.9	46	117	16	20,500	1.2	L-4T
6720 10604135	PHC04SB -135	4	135	84	11	19.9	46	117	19	20,500	1.2	
6720 10606135	PHC06SB -135	6	135	84	13	21.9	46	92	27	20,500	1.2	
6720 10608135	PHC08SB -135	8	135	84	15	23.9	46	92	27	20,500	1.2	
6720 10610135	PHC10SB -135	10	135	84	17	25.9	46	92	33	20,000	1.2	
6720 10612135	PHC12SB -135	12	135	84	19	27.9	46	92	36	20,000	1.2	

• Schafttoleranz h6
 • ohne Bohrung für Datenträger
 • Längenschraube optional

• Tolleranza h6
 • senza foro per supporto dati
 • Vite di regolazione lunghezza opzionale

• Tool shank tolerance h6
 • no hole for ID-Chip
 • Preset screw optional

• Tolérance h6
 • sans perçage pour support de données
 • Vis de réglage optionnel

HS-
Spannhülse | Collets
Pinze | Pincers

Seite | Page 47

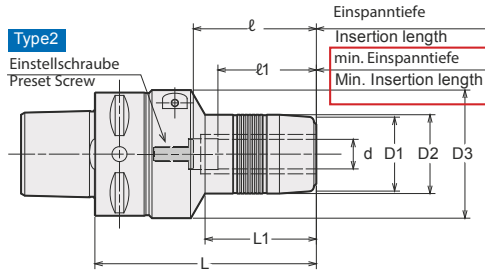
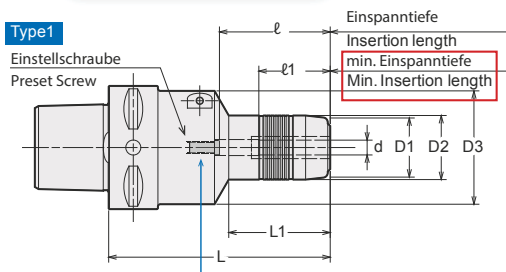


Power-Dehnspannfutter | Power Hydro Chuck

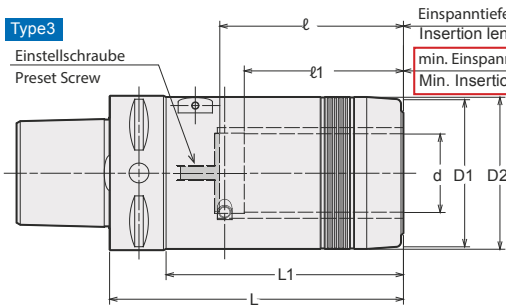
Mandrini idraulici Power | Mandrins hydrauliques - Power



PHC-A
ISO 26623



Einstellschraube / Preset screw
 ※ 1: keine Einstellschraube einsetzbar | preset screw cannot be used
 ※: la vite di regolazione lunghezza non può essere utilizzata | la vis de réglage de la longueur ne peut pas être utilisée



Achtung: Mindesteinspanntiefe l_1 beachten
Caution: Strictly keep the minimum insertion length l_1
Attenzione: rispettare la profondità minima di serraggio l_1
Attention: Respecter strictement la longueur de serrage minimale l_1



Code	Halter / Holder Mandrino / Mandrin	Note	Type	d	L	L1	D1	D2	D3	l	l1	kg
6720 00503055	C5 -PHC03A -55	※1	1	3	55	4	—	24	46	42	18	0.7
6720 00503090	-90	※1	1	3	90	44	—	25	46	49	18	0.8
6720 00504055	-PHC04A -55	※1	1	4	55	9	—	25	46	42	24	0.7
6720 00504090	-90	※1	1	4	90	45	—	25	46	49	24	0.8
6720 00506055	-PHC06A -55		1	6	55	11	24	26	46	34	29	0.8
6720 00506090	-90		1	6	90	41	24	26	46	45	29	0.9
6720 00507055	-PHC07A -55		1	7	55	11	26	28	46	34	29	0.8
6720 00507090	-90		1	7	90	41	26	28	46	45	29	0.9
6720 00508055	-PHC08A -55		1	8	55	11	26	28	46	34	29	0.9
6720 00508090	-90		1	8	90	41	26	28	46	45	29	1.0
6720 00509060	-PHC09A -60	※1	1	9	60	19	28	30	46	47	33	0.9
6720 00509090	-90		1	9	90	44	28	30	46	50	40	1.0
6720 00510060	-PHC10A -60	※1	1	10	60	19	28	30	46	47	33	0.9
6720 00510090	-90		2	10	90	44	28	30	52	50	40	1.0
6720 00511060	-PHC11A -60	※1	1	11	60	17	30	32	46	47	33	0.9
6720 00511090	-90		2	11	90	45	30	32	52	50	40	1.0
6720 00512060	-PHC12A -60	※1	1	12	60	17	30	32	46	47	33	1.0
6720 00512090	-90		2	12	90	45	30	32	52	50	40	1.0
6720 00513075	-PHC13A -75		1	13	75	17	34	36	46	50	33	1.1
6720 00513090	-90		2	13	90	46	34	36	52	50	40	1.1
6720 00514075	-PHC14A -75		1	14	75	17	34	36	46	50	33	1.1
6720 00514090	-90		2	14	90	46	34	36	52	50	40	1.1
6720 00515075	-PHC15A -75		1	15	75	18	36	38	46	50	33	1.1
6720 00515090	-90		2	15	90	46	36	38	52	50	40	1.1
6720 00516075	-PHC16A -75		1	16	75	18	36	38	46	50	33	1.2
6720 00516090	-90		2	16	90	46	36	38	52	50	40	1.2
6720 00520090	-PHC20A -90		1	20	90	49	40	42	46	50	40	1.2
6720 00520125	-125		1	20	125	69	40	42	46	70	40	1.2
6720 00525105	-PHC25A -105		2	25	105	59	50	52	62	60	50	1.9

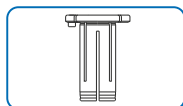
- Schafttoleranz h6
- ohne Bohrung für Datenträger
- Längeneinstellschraube optional
- Spannschlüssel optional
- Tool shank tolerance h6
- no hole for ID-Chip
- Preset screw optional
- Wrench optional

- Tolleranza h6
- senza foro per supporto dati
- Vite di regolazione lunghezza opzionale
- Chiave opzionale
- Tolérance h6
- sans perçage pour support de données
- Vis de réglage optionnel
- Clé en option

Code	Halter / Holder Mandrino / Mandrin	Note	Type	d	L	L1	D1	D2	D3	l	l1	kg
6720 00603050	C6 -PHC03A -50	※1	1	3	50	4	—	24	46	35	18	1.0
6720 00603090	-90	※1	1	3	90	44	—	25	46	49	18	1.0
6720 00604055	-PHC04A -55	※1	1	4	55	9	—	25	46	40	24	1.0
6720 00604090	-90	※1	1	4	90	45	—	25	46	49	24	1.1
6720 00606060	-PHC06A -60		1	6	60	11	24	26	46	34	29	1.1
6720 00606090	-90		1	6	90	41	24	26	46	45	29	1.2
6720 00606120	-120		1	6	120	41	24	26	46	45	29	1.3
6720 00607060	-PHC07A -60		1	7	60	11	26	28	46	34	29	1.1
6720 00607090	-90		1	7	90	41	26	28	46	45	29	1.2
6720 00608060	-PHC08A -60		1	8	60	11	26	28	46	34	29	1.2
6720 00608090	-90		1	8	90	41	26	28	46	45	29	1.2
6720 00608120	-120		1	8	120	41	26	28	46	45	29	1.5
6720 00609065	-PHC09A -65	※1	1	9	65	19	28	30	46	47	33	1.2
6720 00609090	-90		1	9	90	44	28	30	46	50	40	1.1
6720 00610065	-PHC10A -65	※1	1	10	65	19	28	30	46	47	33	1.2
6720 00610090	-90		1	10	90	44	28	30	52	50	40	1.2
6720 00610120	-120		1	10	120	64	28	30	52	70	40	1.5
6720 00611065	-PHC11A -65	※1	1	11	65	17	30	32	46	47	33	1.2
6720 00611090	-90		1	11	90	45	30	32	52	50	40	1.5
6720 00612065	-PHC12A -65	※1	1	12	65	17	30	32	46	47	33	1.2
6720 00612090	-90		1	12	90	45	30	32	52	50	40	1.3
6720 00612120	-120		1	12	120	65	30	32	52	70	40	1.5
6720 00613075	-PHC13A -75		1	13	75	17	34	36	46	45	33	1.2
6720 00613090	-90		1	13	90	46	34	36	52	50	40	1.5
6720 00614075	-PHC14A -75		1	14	75	17	34	36	46	45	33	1.2
6720 00614090	-90		1	14	90	46	34	36	52	50	40	1.3
6720 00614120	-120		1	14	120	66	34	36	52	70	40	1.5
6720 00615075	-PHC15A -75		1	15	75	18	36	38	46	45	33	1.2
6720 00615090	-90		1	15	90	46	36	38	52	50	40	1.2
6720 00616075	-PHC16A -75		1	16	75	18	36	38	46	45	33	1.2
6720 00616090	-90		1	16	90	46	36	38	52	50	40	1.3
6720 00616120	-120		1	16	120	66	36	38	52	70	40	1.6
6720 00620090	-PHC20A -90		1	20	90	49	40	42	46	50	40	1.3
6720 00620120	-120		1	20	120	69	40	42	46	70	40	1.6
6720 00625105	-PHC25A -105		1	25	105	59	50	52	62	60	50	1.9
6720 00625120	-120		1	25	120	59	50	52	62	80	50	2.1
6720 00632120	-PHC32A -120		3	32	120	96	60	62	—	75	65	2.4

Spannhülsen | Collets
Pinze | Pincers

Seite | Page 49

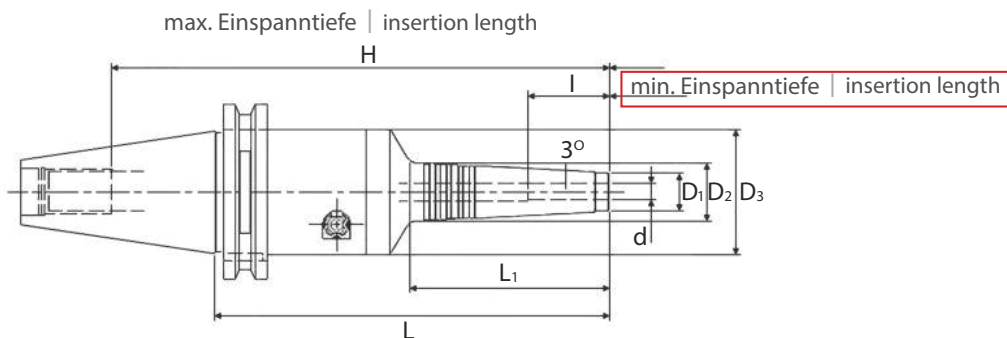


Dehnspannfutter superschlank | Slim Hydro Chuck

Mandrini idraulici ultra sottile | Mandrins expansibles hydrauliques - tres élancé



PHC-SB
SK DIN ISO 7388-1





Achtung: Mindesteinspanntiefe l_1 beachten
Attenzione: rispettare la profondità minima di serraggio l_1

Caution: Strictly keep the minimum insertion length l_1

Attention: Respecter strictement la longueur de serrage minimale l_1



Code	Halter Holder Mandrino Mandrin	d	L	L1	D1	D2	D3	ℓ	ℓ 1	 (Option)
176002403075	SK40 -PHC03SB -75	3	75	28	11	14,0	46	(110)	16	
176002403090	SK40 -PHC03SB -90	3	90	37	11	14,9	46	(125)	16	
176002403135	SK40 -PHC03SB -135	3	135	84	11	19,9	46	(170)	16	
176002404075	SK40 -PHC04SB -75	4	75	28	11	14,0	46	(110)	19	
176002404090	SK40 -PHC04SB -90	4	90	37	11	14,9	46	(125)	19	
176002404135	SK40 -PHC04SB -135	4	135	84	11	19,9	46	(170)	19	
176002406090	SK40 -PHC06SB -90	6	90	38	13	17,0	46	53	27	
176002406135	SK40 -PHC06SB -135	6	135	84	13	21,9	46	92	27	
176002406150	SK40 -PHC06SB -150	6	150	99	13	23,4	46	107	27	
176002406165	SK40 -PHC06SB -165	6	165	114	13	25,0	46	122	27	
176002406180	SK40 -PHC06SB -180	6	180	130	13	26,7	46	137	27	
176002407090	SK40 -PHC07SB -90	7	90	38	14	18,0	46	53	27	
176002407135	SK40 -PHC07SB -135	7	135	84	14	22,9	46	92	27	
176002407150	SK40 -PHC07SB -150	7	150	99	14	24,4	46	107	27	
176002407165	SK40 -PHC07SB -165	7	165	114	14	26,0	46	122	27	
176002407180	SK40 -PHC07SB -180	7	180	130	14	27,7	46	137	27	
176002408090	SK40 -PHC08SB -90	8	90	38	15	19,0	46	53	27	
176002408135	SK40 -PHC08SB -135	8	135	84	15	23,9	46	92	27	
176002408150	SK40 -PHC08SB -150	8	150	99	15	25,4	46	107	27	
176002408165	SK40 -PHC08SB -165	8	165	114	15	27,0	46	122	27	
176002408180	SK40 -PHC08SB -180	8	180	130	15	28,7	46	137	27	
176002409090	SK40 -PHC09SB -105	9	105	53	16	21,6	46	68	33	
176002409135	SK40 -PHC09SB -135	9	135	84	16	24,9	46	92	33	
176002409150	SK40 -PHC09SB -150	9	150	99	16	26,4	46	107	33	L-4T
176002409165	SK40 -PHC09SB -165	9	165	114	16	28,0	46	122	33	
176002409180	SK40 -PHC09SB -180	9	180	130	16	29,7	46	137	33	
176002410105	SK40 -PHC10SB -105	10	105	53	17	22,6	46	68	33	
176002410135	SK40 -PHC10SB -135	10	135	84	17	25,9	46	92	33	
176002410150	SK40 -PHC10SB -150	10	150	99	17	27,4	46	107	33	
176002410165	SK40 -PHC10SB -165	10	165	114	17	29,0	46	122	33	
176002410180	SK40 -PHC10SB -180	10	180	130	17	30,7	46	137	33	
176002411105	SK40 -PHC11SB -105	11	105	53	18	23,6	46	68	36	
176002411135	SK40 -PHC11SB -135	11	135	84	18	26,9	46	92	36	
176002411150	SK40 -PHC11SB -150	11	150	99	18	28,4	46	107	36	
176002411165	SK40 -PHC11SB -165	11	165	114	18	30,0	46	122	36	
176002411180	NEW SK40 -PHC11SB -180	11	180	130	18	31,7	46	137	36	
176002412105	SK40 -PHC12SB -105	12	105	53	19	24,6	46	68	36	
176002412135	SK40 -PHC12SB -135	12	135	84	19	27,9	46	92	36	
176002412150	SK40 -PHC12SB -150	12	150	99	19	29,4	46	107	36	
176002412165	SK40 -PHC12SB -165	12	165	114	19	31,0	46	122	36	
176002412180	SK40 -PHC12SB -180	12	180	130	19	32,7	46	137	36	
176002416135	SK40 -PHC16SB -135	16	135	84	23	31,9	52,5	91	40	
176002416165	SK40 -PHC16SB -165	16	165	114	23	35,0	52,5	120	40	
176002416180	SK40 -PHC16SB -180	16	180	129	23	36,6	52,5	135	40	
176002420150	SK40 -PHC20SB -150	20	150	84	28	36,9	60	91	40	
176002420180	NEW SK40 -PHC20SB -180	20	180	114	28	40,0	60	120	40	L-5T
176002420195	SK40 -PHC20SB -195	20	195	129	28	41,6	60	135	40	
176002425150	SK40 -PHC25SB -150	25	150	84	37	45,9	60	91	50	
176002425180	SK40 -PHC25SB -180	25	180	114	37	49,0	60	120	50	
176002425195	SK40 -PHC25SB -195	25	195	129	37	50,6	60	135	50	

Code	Halter Holder Mandrino Mandrin	d	L	L1	D1	D2	D3	ℓ	ℓ 1	 (Option)
176002506150	SK50 -PHC06SB -150	6	150	84	13	21,9	46	92	27	L-4T
176002506195	SK50 -PHC06SB -195	6	195	130	13	26,7	46	137	27	
176002508150	SK50 -PHC08SB -150	8	150	84	15	23,9	46	92	27	
176002508195	SK50 -PHC08SB -195	8	195	130	15	28,7	46	137	27	
176002510150	SK50 -PHC10SB -150	10	150	84	17	25,9	46	92	33	
176002510195	SK50 -PHC10SB -195	10	195	130	17	30,7	46	137	33	
176002512150	SK50 -PHC12SB -150	12	150	84	19	27,9	46	92	36	
176002512195	SK50 -PHC12SB -195	12	195	130	19	32,7	46	137	36	
176002516150	SK50 -PHC16SB -150	16	150	84	23	31,9	52,5	91	40	
176002516195	SK50 -PHC16SB -195	16	195	129	23	36,6	52,5	135	40	
176002520150	SK50 -PHC20SB -150	20	150	84	28	36,9	60	91	40	L-5T
176002520195	SK50 -PHC20SB -195	20	195	129	28	41,6	60	135	40	
176002525150	SK50 -PHC25SB -150	25	150	84	37	45,9	60	91	50	
176002525195	SK50 -PHC25SB -195	25	195	129	37	50,6	60	135	50	

- Schafttoleranz h6
- Bei Verwendung mit innerer Kühlmittelzufuhr die Luftaustrittsbohrungen mit zwei Schrauben M4x5 verschließen (im Lieferumfang enthalten)

- Einstellschraube optional

- Tolerance h6
- For center-through coolant plug air-holes with M4x5 screws (included in delivery)

- Preset screw optional

- Tolleranza h6
- Per l'alimentazione interna del refrigerante inserire le due viti M4x5 (incluso)

- Vite di regolazione lunghezza opzionale

- Tolérance h6
- Pour un arrosage par le centre, bouchez les trous d'aération avec des vis M4x5 (incluses dans la livraison)

- vis de réglage optionnel

HS-
Spannhülsen | Collets
Pinze | Pincers

Seite | Page 47



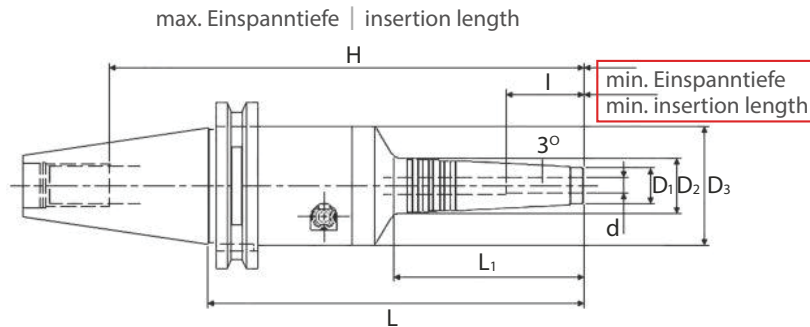
PHC·SB·C mit Kühlmittelnuten | with coolant nozzles

Blaster

con cave refrigerante | avec rainures de refroidissement



PHC·SB·C
SK DIN ISO 7388-1




Achtung: Mindesteinspanntiefe ℓ_1 beachten
Attenzione: rispettare la profondità minima di serraggio ℓ_1

Caution: Strictly keep the minimum insertion length ℓ_1

Attention: Respecter strictement la longueur de serrage minimale ℓ_1



Code	Halter Holder Mandrino Mandrin	d	L	L1	D1	D2	D3	ℓ	ℓ_1	
179002403090	SK40 -PHC03SB -90-C	3	90	37	12	15,9	46	(125)	16	L-4T
179002403135	SK40 -PHC03SB -135-C	3	135	84	12	20,9	46	(170)	16	
179002404090	SK40 -PHC04SB -90-C	4	90	37	12	15,9	46	(125)	19	
179002404135	SK40 -PHC04SB -135-C	4	135	84	12	20,9	46	(170)	19	
179002406090	SK40 -PHC06SB -90-C	6	90	38	14	18,0	46	53	27	
179002406135	SK40 -PHC06SB -135-C	6	135	84	14	22,9	46	92	27	
179002408090	SK40 -PHC08SB -90-C	8	90	38	16	20,0	46	53	27	
179002408135	SK40 -PHC08SB -135-C	8	135	84	16	24,9	46	92	27	
179002410105	SK40 -PHC10SB -105-C	10	105	53	18	23,6	46	68	33	
179002410135	SK40 -PHC10SB -135-C	10	135	84	18	26,9	46	92	33	
179002412105	SK40 -PHC12SB -105-C	12	105	53	20	25,6	46	68	36	
179002412135	SK40 -PHC12SB -135-C	12	135	84	20	28,9	46	92	36	
179002416135	SK40 -PHC16SB -135-C	16	135	84	24	32,9	52,5	91	40	
179002416165	SK40 -PHC16SB -165-C	16	165	114	24	36,0	52,5	120	40	
179002420150	SK40 -PHC20SB -150-C	20	150	84	29	37,9	60	91	40	
179002420195	SK40 -PHC20SB -195-C	20	195	129	29	42,6	60	135	40	
179002425150	SK40 -PHC25SB -150-C	25	150	84	38	46,9	60	91	50	
179002425195	SK40 -PHC25SB -195-C	25	195	129	38	51,6	60	135	50	
179002506150	SK50 -PHC06SB -150-C	6	150	84	14	22,9	46	92	27	
179002506195	SK50 -PHC06SB -195-C	6	195	130	14	27,7	46	137	27	
179002508150	SK50 -PHC08SB -150-C	8	150	84	16	24,9	46	92	27	
179002508195	SK50 -PHC08SB -195-C	8	195	130	16	29,7	46	137	27	
179002510150	SK50 -PHC10SB -150-C	10	150	84	18	26,9	46	92	33	
179002510195	SK50 -PHC10SB -195-C	10	195	130	18	31,7	46	137	33	
179002512150	SK50 -PHC12SB -150-C	12	150	84	20	28,9	46	92	36	
179002512195	SK50 -PHC12SB -195-C	12	195	130	20	33,7	46	137	36	
179002516150	SK50 -PHC16SB -150-C	16	150	84	24	32,9	52,5	91	40	
179002516195	SK50 -PHC16SB -195-C	16	195	129	24	37,6	52,5	135	40	
179002520150	SK50 -PHC20SB -150-C	20	150	84	29	37,9	60	91	40	
179002520195	SK50 -PHC20SB -195-C	20	195	129	29	42,6	60	135	40	
179002525150	SK50 -PHC25SB -150-C	25	150	84	38	46,9	60	91	50	
179002525195	SK50 -PHC25SB -195-C	25	195	129	38	51,6	60	135	50	

•Schafftoleranz h6
•Bei Verwendung mit innerer Kühlmittelzufuhr die Luftaustrittsbohrungen mit zwei Schrauben M4x5 verschließen (im Lieferumfang enthalten)

•Einstellschraube optional

•Tolerance h6
•For center-through coolant plug air-holes with M4x5 screws (included in delivery)

•Preset screw optional

•Tolleranza h6
•Per l'alimentazione interna del refrigerante inserire le due viti M4x5 (incluso)

•Vite di regolazione lunghezza opzionale

•Tolérance h6
•Pour un arrosage par le centre, bouches les trous d'aération avec des vis M4x5 (incluses dans la livraison)

•vis de réglage optionnel

PHC·SB-NC mit Kühlkappe | with coolant cap

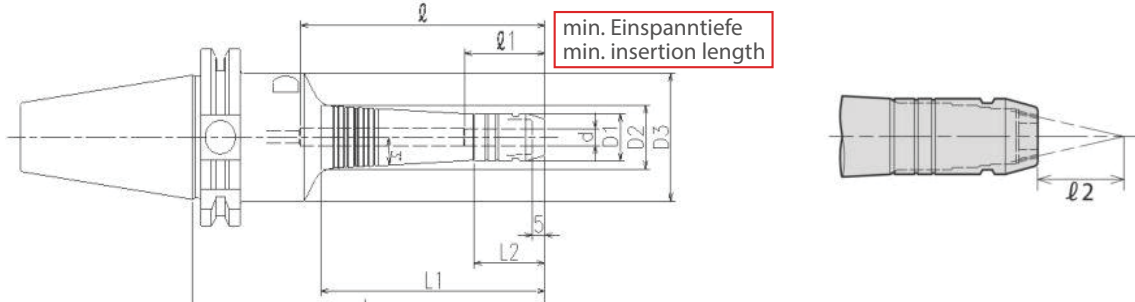
JET-CAP

con tapa refrigerante | avec bouchon d'arrosage



PHC·SB-NC
SK DIN ISO 7388-1

max. Einspanntiefe | max. insertion length




Achtung: Mindesteinspanntiefe l_1 beachten
Attenzione: rispettare la profondità minima di serraggio l_1

Caution: Strictly keep the minimum insertion length l_1

Attention: Respecter strictement la longueur de serrage minimale l_1



Code	Halter Holder Mandrino Mandrin	d	L	L1	L2	D1	D2	D3	l	l1	l2	 (Option)
179006404140	SK40 -PHC04SB -140-NC	4	140	89	33	15	20,9	46	(175)	24	20	L-4 T
179006406140	SK40 -PHC06SB -140-NC	6	140	89	28	17	22,9	46	97	32	30	
179006408140	SK40 -PHC08SB -140-NC	8	140	89	28	19	24,9	46	97	32	40	
179006410095	SK40 -PHC10SB -110-NC	10	110	58	33	21	23,6	46	73	38	50	
179006410140	SK40 -PHC10SB -140-NC	10	140	89	33	21	26,9	46	97	38	50	
179006412095	SK40 -PHC12SB -110-NC	12	110	58	33	23	25,6	46	73	41	60	
179006412140	SK40 -PHC12SB -140-NC	12	140	89	33	23	28,9	46	97	41	60	

•Schafttoleranz h6

•Bei Verwendung mit innerer Kühlmittelzufuhr die Luftaustrittsbohrungen mit zwei Schrauben M4x5 verschließen (im Lieferumfang enthalten)

•Einstellschraube optional

•Tolerance h6

•For center-through coolant plug air-holes with M4x5 screws (included in delivery)

•Preset screw optional

•Tolleranza h6

•Per l'alimentazione interna del refrigerante inserire le due viti M4x5 (incluso)

•Vite di regolazione lunghezza opzionale

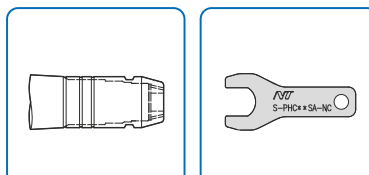
•Tolérance h6

•Pour un arrosage par le centre, bouchez les trous d'aération avec des vis M4x5 (incluses dans la livraison)

•vis de réglage optionnel

Zubehör | Accessories |
Accessori | Accessoires

Seite | Page 48

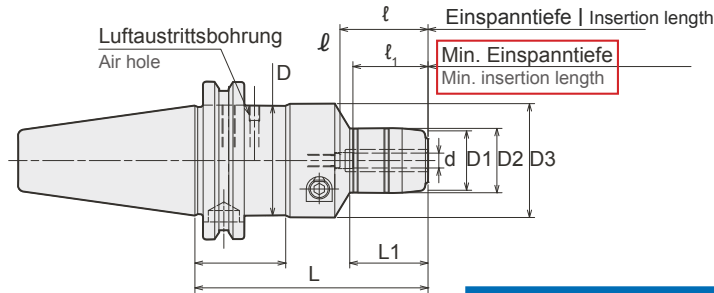


Power-Dehnspannfutter | Power Hydro Chuck

Mandrini idraulici Power | Mandrins hydrauliques - Power



PHC-A
SK DIN ISO 7388-1




Einstellschraube | Preset Screw for PHC03A & PHC04A

keine Einstellschraube einsetzbar | preset screw cannot be used | non è possibile utilizzare vite di regolazione lunghezza | la vis de réglage ne peut pas être utilisée

Achtung: Mindesteinspanntiefe l_1 beachten
Attenzione: rispettare la profondità minima di serraggio l_1
Caution: Strictly keep the minimum insertion length l_1
Attention: Respecter strictement la longueur de serrage minimale l_1



Code	Halter Holder Mandrino Mandrin	d	L	L1	D	D1	D2	D3	l	l1	 (Option)
174001403060	SK40-PHC03A -60	3	60	20		24	46		27	18	L-4T
174001404065	SK40-PHC04A -65	4	65	25		25	46		29	24	
174001406090	SK40-PHC06A -90	6	90	30		24	26	46	33	29	
174001406120	SK40-PHC06A -120	6	120	41		24	26	46	43	29	
174001407090	SK40-PHC07A -90	7	90	30		26	26	46	33	29	
174001407120	SK40-PHC07A -120	7	120	41		26	26	46	43	29	
174001408090	SK40-PHC08A -90	8	80	30		26	28	46	33	29	
174001408120	SK40-PHC08A -120	8	120	41		26	28	46	43	29	
174001409105	SK40-PHC09A -105	9	105	44	50	28	28	52	48	40	
174001409135	SK40-PHC09A -135	9	135	64	50	28	28	52	68	40	
174001410105	SK40-PHC10A -105	10	105	44	50	28	30	52	48	40	
174001410135	SK40-PHC10A -135	10	135	64	50	28	30	52	68	40	
174001411105	SK40-PHC11A -105	11	105	45	50	30	32	52	48	40	
174001411135	SK40-PHC11A -135	11	135	65	50	30	32	52	68	40	
174001412105	SK40-PHC12A -105	12	105	45	50	30	32	52	48	40	
174001412135	SK40-PHC12A -135	12	135	65	50	30	36	52	68	40	
174001413105	SK40-PHC13A -105	13	105	46	50	34	36	52	48	40	
174001413135	SK40-PHC13A -135	13	135	66	50	34	36	52	68	40	
174001414105	SK40-PHC14A -105	14	105	46	50	34	36	52	48	40	
1740014142135	SK40-PHC14A -135	14	135	66	50	34	36	52	68	40	
174001415105	SK40-PHC15A -105	15	105	46	50	36	38	52	48	40	
174001415135	SK40-PHC15A -135	15	135	66	50	36	38	52	68	40	
174001416105	SK40-PHC16A -105	16	105	46	50	36	38	52	48	40	
174001416135	SK40-PHC16A -135	16	135	66	50	36	38	52	68	40	
393201083000	SK40-PHC20A -90	20	90	49	50	40	42	46	50	40	
174001420105	SK40-PHC20A -105	20	105	49	50	40	42	46	48	40	
174001420135	SK40-PHC20A -135	20	135	69	50	40	42	46	68	40	
174001425120	SK40-PHC25A -120	25	120	59	50	50	52	62	58	50	
174001425150	SK40-PHC25A -150	25	150	79	50	50	52	62	78	50	
174001432135	SK40-PHC32A -135	32	135	100	50	60	62		73	65	
174001432165	SK40-PHC32A -165	32	165	130	50	60	62		78	65	

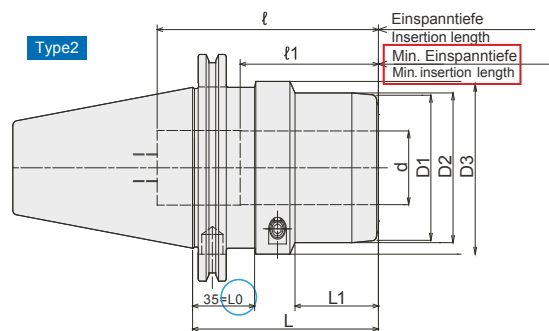
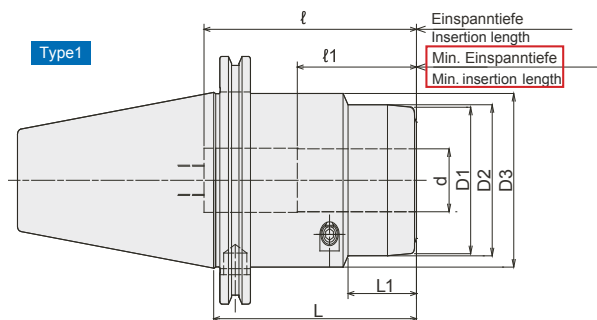
beachte Hinweise Seite 27 | see notes on page 27 | vedere le note apagina 27 | voir les remarques à la page 27

Hochdruck-Dehnspannfutter | HiPressure Hydro Chuck


Mandrini idraulici HiPower | Mandrins hydrauliques HiPower



PHC-H
SK DIN ISO 7388-1



Achtung: Mindesteinspanntiefe $\ell 1$ beachten
Attenzione: rispettare la profondità minima di serraggio $\ell 1$
Caution: Strictly keep the minimum insertion length $\ell 1$
Attention : Respecter strictement la longueur de serrage minimale $\ell 1$

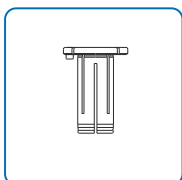
Code	Halter Holder Mandrino Mandrin	Type	d	L	L1	D1	D2	D3	ℓ	$\ell 1$	 (Option)
174001403060	SK40-PHC16H -45	3	16	45		42		56	70	45	L-4T
174001404065	SK40-PHC16H -75	2	16	75	20	42	44	56	85	45	
174001406090	SK40-PHC20H -75	2	20	75	16	48	50	60	80	50	L-5T
174001406120	SK40-PHC20H -105	2	20	105	36	48	50	60	110	50	
174001407090	SK40-PHC25H -75	2	25	75	17	58	60	69	80	55	L-5T
174001407120	SK40-PHC25H -105	2	25	105	35	58	60	69	110	55	
174001408090	SK40-PHC32H -105	2	32	105	47	63	65	75	105	65	L-4T
174001408120	SK40-PHC32H -135	2	32	135	47	63	65	75	120	65	
174001409105	SK40-PHC16H -75	1	16	75	27	42	44	56	75	45	L-4T
174001409135	SK40-PHC16H -105	1	16	105	27	42	44	56	105	45	
174001410105	SK40-PHC20H -75	1	20	75	32	48	50	60	80	50	L-5T
174001410135	SK40-PHC20H -105	1	20	105	32	48	50	60	110	50	
174001411105	SK40-PHC25H -75	1	25	75	35	58	60	69	80	55	L-5T
174001411135	SK40-PHC25H -105	2	25	105	35	58	60	69	110	55	
174001412105	SK40-PHC25H -135	2	25	135	35	58	60	69	110	55	L-5T
174001412135	SK40-PHC32H -75	2	32	75	23	63	65	75	90	65	
174001413105	SK40-PHC32H -105	2	32	105	47	63	65	75	120	65	L-5T
174001413135	SK40-PHC32H -135	2	32	135	47	63	65	75	120	65	

- Schafttoleranz h6
- Bei Verwendung mit innerer Kühlmittelzufuhr die Luftaustrittsbohrung mit zwei Schrauben M4x5 verschließen. (im Lieferumfang enthalten)
- Längeneinstellschraube optional
- Tool shank diameter tolerance must be within h6
- Hex-head screws M4x5 are necessary to plug air holes for center through coolant feed. (included in delivery)
- length adjustment screw optional

- Tolleranza h6
- Per l'alimentazione interna del refrigerante inserire le due viti M4x5 (incluso)
- Vite di regolazione lunghezza opzionale
- Tolérance h6
- Pour un arrosage par le centre, bouchez les trous d'aération avec des vis M4x5 (incluses dans la livraison)
- Vis de réglage optionnel

Spannhülsen | Collets
Pinze | Pincers

Seite | Page 49

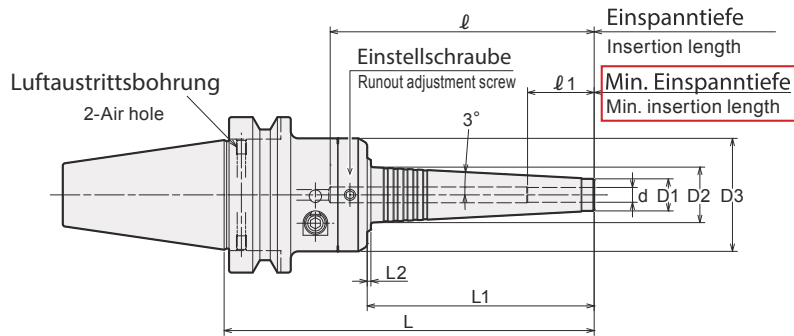


Dehnspannfutter mit Rundlauf „0“ | Hydro Chuck with R-Zero

Mandrini idraulici con concentricità „0“ | Mandrins hydrauliques avec concentricité „0“




PHZ·SB
DIN ISO 7388-2



⚠ Achtung: Mindesteinspanntiefe l_1 beachten **Caution:** Strictly keep the minimum insertion length l_1
Attenzione: rispettare la profondità minima di serraggio l_1 **Attention:** Respecter strictement la longueur de serrage minimale l_1



Code	Halter Holder Mandrino Mandrin	d	L	L1	L2	D1	D2	D3	l	l1	 (Option)
178002406150	SK40-PHZ06SB -150	6	150	92	1,5	13	22,5	46	107	27	L-4T
178002406180	SK40-PHZ06SB -180	6	180	122	1,5	13	26,7	46	137	27	
178002407150	SK40-PHZ07SB -150	7	150	92	1,5	14	23,5	46	107	27	
178002407180	SK40-PHZ07SB -180	7	180	122	1,5	14	26,7	46	137	27	
178002408150	SK40-PHZ08SB -150	8	150	92	1,5	15	24,5	46	107	27	
178002408180	SK40-PHZ08SB -180	8	180	122	1,5	15	27,6	46	137	27	
178002409150	SK40-PHZ09SB -150	9	150	92	1,5	16	25,5	46	107	33	
178002409180	SK40-PHZ09SB -180	9	180	122	-	16	28,7	46	137	33	
178002410150	SK40-PHZ10SB -150	10	150	92	1,5	17	26,5	46	107	33	
178002410180	SK40-PHZ10SB -180	10	180	122	-	17	28,2	46	137	33	
178002411150	SK40-PHZ11SB -150	11	150	92	1,5	18	27,5	46	107	36	
178002411180	SK40-PHZ11SB -180	11	180	122	-	18	28,2	46	137	36	
178002412150	SK40-PHZ12SB -150	12	150	92	-	19	28,6	46	107	36	
178002412180	SK40-PHZ12SB -180	12	180	122	-	19	28,2	46	137	36	

- Schafttoleranz h6
- Bei Verwendung mit innerer Kühlmittelzufuhr die Luftaustrittsbohrung mit zwei Schrauben M4x5 verschließen. (im Lieferumfang enthalten)
- Längeneinstellschraube optional
- Tool shank diameter tolerance must be within h6
- Hex-head screws M4x5 are necessary to plug air holes for center through coolant feed. (included in delivery)
- length adjustment screw optional

- Tolleranza h6
- Per l'alimentazione interna del refrigerante inserire le due viti M4x5 (incluso)
- Vite di regolazione lunghezza opzionale
- Tolérance h6
- Pour un arrosage par le centre, bouchez les trous d'aération avec des vis M4x5 (incluses dans la livraison)
- Vis de réglage optionnel

HS-
Spannhülsen | Collets
Pinze | Pincers

Seite | Page 47



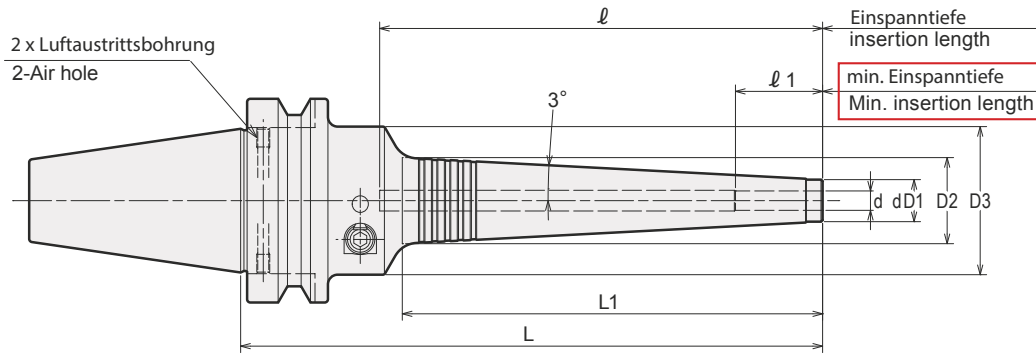
Dehnspannfutter superschlank | Slim Hydro Chuck


Mandrini idraulici ultra sottile | Mandrins expansibles hydrauliques - tres élancé



PHC-SB
DIN ISO 7388-2 (MAS-BT)

NEW



Code	Halter / Holder Mandrino / Mandrin	d	L	L1	D1	D2	D3	l	l 1	Max min ⁻¹	Kg	 (Option)
3700 02103070	BT30 -PHC03SB -70	3	70	28	11	14.0	46	(93)	16	40,000	0.6	
3700 02103085	-85	3	85	37	11	14.9	46	(108)	16	40,000	0.6	
3700 02103130	-130	3	130	84	11	19.9	46	(153)	16	23,000	0.9	
3700 02104070	-PHC04SB -70	4	70	28	11	14.0	46	(93)	19	40,000	0.6	
3700 02104085	-85	4	85	37	11	14.9	46	(108)	19	40,000	0.6	
3700 02104130	-130	4	130	84	11	19.9	46	(153)	19	22,000	0.9	
3700 02106090	-PHC06SB -90	6	90	38	13	17.0	46	58	27	30,000	0.9	
3700 02106135	-135	6	135	84	13	21.9	46	92	27	21,000	1.0	
3700 02106150	-150	6	150	99	13	23.4	46	107	27	15,000	1.0	
3700 02106165	-165	6	165	114	13	25.0	46	122	27	12,000	1.1	
3700 02106180	-180	6	180	130	13	26.7	46	137	27	10,000	1.1	
3700 02107090	-PHC07SB -90	7	90	38	14	18.0	46	58	27	28,000	0.9	
3700 02107135	-135	7	135	84	14	22.9	46	92	27	21,000	1.0	
3700 02107150	-150	7	150	99	14	24.4	46	107	27	15,000	1.0	
3700 02107165	-165	7	165	114	14	26.0	46	122	27	12,000	1.1	
3700 02107180	-180	7	180	130	14	27.7	46	137	27	10,000	1.1	
3700 02108090	-PHC08SB -90	8	90	38	15	19.0	46	58	27	27,000	0.9	
3700 02108135	-135	8	135	84	15	23.9	46	92	27	20,000	1.0	
3700 02108150	-150	8	150	99	15	25.4	46	107	27	15,000	1.0	
3700 02108165	-165	8	165	114	15	27.0	46	122	27	12,000	1.1	
3700 02108180	-180	8	180	130	15	28.7	46	137	27	10,000	1.2	L-4T
3700 02109105	-PHC09SB -105	9	105	53	16	21.6	46	73	33	27,000	0.9	
3700 02109135	-135	9	135	84	16	24.9	46	92	33	20,000	1.0	
3700 02109150	-150	9	150	99	16	26.4	46	107	33	15,000	1.1	
3700 02109165	-165	9	165	114	16	28.0	46	122	33	12,000	1.1	
3700 02109180	-180	9	180	130	16	29.7	46	137	33	10,000	1.2	
3700 02110105	-PHC10SB -105	10	105	53	17	22.6	46	73	33	27,000	0.9	
3700 02110135	-135	10	135	84	17	25.9	46	92	33	20,000	1.0	
3700 02110150	-150	10	150	99	17	27.4	46	107	33	15,000	1.1	
3700 02110165	-165	10	165	114	17	29.0	46	122	33	12,000	1.1	
3700 02110180	-180	10	180	130	17	30.7	46	137	33	10,000	1.2	
3700 02111105	-PHC11SB -105	11	105	53	18	23.6	46	73	36	26,000	0.9	
3700 02111135	-135	11	135	84	18	26.9	46	92	36	19,000	1.0	
3700 02111150	-150	11	150	99	18	28.4	46	107	36	15,000	1.1	
3700 02111165	-165	11	165	114	18	30.0	46	122	36	12,000	1.2	
3700 02111180	-180	11	180	130	18	31.7	46	137	36	10,000	1.2	
3700 02112105	-PHC12SB -105	12	105	53	19	24.6	46	73	36	26,000	0.9	
3700 02112135	-135	12	135	84	19	27.9	46	92	36	19,000	1.0	
3700 02112150	-150	12	150	99	19	29.4	46	107	36	15,000	1.1	
3700 02112165	-165	12	165	114	19	31.0	46	122	36	12,000	1.2	
3700 02112180	-180	12	180	130	19	32.7	46	137	36	10,000	1.2	
3700 02303075	BT40 -PHC03SB -75	3	75	28	11	14.0	46	(110)	16	20,000	1.1	
3700 02303090	-90	3	90	37	11	14.9	46	(125)	16	20,000	1.1	
3700 02303135	-135	3	135	84	11	19.9	46	(170)	16	20,000	1.5	
3700 02304075	-PHC04SB -75	4	75	28	11	14.0	46	(110)	19	20,000	1.1	
3700 02304090	-90	4	90	37	11	14.9	46	(125)	19	20,000	1.1	
3700 02304135	-135	4	135	84	11	19.9	46	(170)	19	20,000	1.5	
3700 02306090	-PHC06SB -90	6	90	38	13	17.0	46	53	27	20,000	1.4	
3700 02306135	-135	6	135	84	13	21.9	46	92	27	20,000	1.5	
3700 02306150	-150	6	150	99	13	23.4	46	107	27	16,000	1.5	
3700 02306165	-165	6	165	114	13	25.0	46	122	27	12,000	1.6	
3700 02306180	-180	6	180	130	13	26.7	46	137	27	10,000	1.6	
3700 02307090	-PHC07SB -90	7	90	38	14	18.0	46	53	27	20,000	1.4	
3700 02307135	-135	7	135	84	14	22.9	46	92	27	20,000	1.5	
3700 02307150	-150	7	150	99	14	24.4	46	107	27	16,000	1.5	
3700 02307165	-165	7	165	114	14	26.0	46	122	27	13,000	1.6	
3700 02307180	-180	7	180	130	14	27.7	46	137	27	10,000	1.6	

Code	Halter Holder Mandrino Mandrin	d	L	L1	D1	D2	D3	ℓ	ℓ 1	Max min ¹	Kg	(Option)
3700 02308090	BT40 -PHC08SB -90	8	90	38	15	19.0	46	53	27	20,000	1.5	L-4T
3700 02308135	-135	8	135	84	15	23.9	46	92	27	20,000	1.5	
3700 02308150	-150	8	150	99	15	25.4	46	107	27	17,000	1.5	
3700 02308165	-165	8	165	114	15	27.0	46	122	27	12,000	1.6	
3700 02308180	-180	8	180	130	15	28.7	46	137	27	10,000	1.7	
3700 02309105	-PHC09SB -105	9	105	53	16	21.6	46	68	33	20,000	1.4	
3700 02309135	-135	9	135	84	16	24.9	46	92	33	20,000	1.5	
3700 02309150	-150	9	150	99	16	26.4	46	107	33	16,000	1.6	
3700 02309165	-165	9	165	114	16	28.0	46	122	33	12,000	1.6	
3700 02309180	-180	9	180	130	16	29.7	46	137	33	10,000	1.7	
3700 02310105	-PHC10SB -105	10	105	53	17	22.6	46	68	33	20,000	1.4	
3700 02310135	-135	10	135	84	17	25.9	46	92	33	20,000	1.5	
3700 02310150	-150	10	150	99	17	27.4	46	107	33	16,000	1.6	
3700 02310165	-165	10	165	114	17	29.0	46	122	33	12,000	1.6	
3700 02310180	-180	10	180	130	17	30.7	46	137	33	10,000	1.7	
3700 02311105	-PHC11SB -105	11	105	53	18	23.6	46	68	36	20,000	1.4	
3700 02311135	-135	11	135	84	18	26.9	46	92	36	20,000	1.5	
3700 02311150	-150	11	150	99	18	28.4	46	107	36	15,000	1.6	
3700 02311165	-165	11	165	114	18	30.0	46	122	36	12,000	1.7	
3700 02311180	-180	11	180	130	18	31.7	46	137	36	10,000	1.7	
3700 02312105	-PHC12SB -105	12	105	53	19	24.6	46	68	36	20,000	1.4	
3700 02312135	-135	12	135	84	19	27.9	46	92	36	20,000	1.5	
3700 02312150	-150	12	150	99	19	29.4	46	107	36	15,000	1.6	
3700 02312165	-165	12	165	114	19	31.0	46	122	36	12,000	1.7	
3700 02312180	-180	12	180	130	19	32.7	46	137	36	10,000	1.8	
3700 02316135	-PHC16SB -135	16	135	84	23	31.9	52.5	91	40	20,000	1.7	
3700 02316165	-165	16	165	114	23	35.0	52.5	120	40	13,000	1.9	
3700 02316180	-180	16	180	129	23	36.6	52.5	135	40	10,000	2.0	
3700 02320135	-PHC20SB -135	20	135	84	28	36.9	60	91	40	18,000	2.2	
3700 02320165	-165	20	165	114	28	40.0	60	120	40	14,000	2.3	
3700 02320180	-180	20	180	129	28	41.6	60	135	40	12,000	2.5	
3700 02325135	-PHC25SB -135	25	135	84	37	45.9	60	91	50	16,000	2.2	
3700 02325165	-165	25	165	114	37	49.0	60	120	50	15,000	2.5	
3700 02325180	-180	25	180	129	37	50.6	60	135	50	11,000	2.6	
3700 02503150	BT50 -PHC03SB -150 NEW	3	150	84	11	19.9	46	(206)	16	15,000	3.9	
3700 02503195	-195 NEW	3	195	84	11	19.9	46	(251)	16	12,000	4.3	
3700 02504150	-PHC04SB -150 NEW	3	150	84	11	19.9	46	(206)	19	15,000	3.9	
3700 02504195	-195 NEW	3	195	84	11	19.9	46	(251)	19	12,000	4.3	
3700 02506105	-PHC06SB -105	6	105	38	13	17.0	46	53	27	15,000	4.1	
3700 02506150	-150	6	150	84	13	21.9	46	92	27	15,000	4.1	
3700 02506165	-165	6	165	99	13	23.4	46	107	27	15,000	4.1	
3700 02506180	-180	6	180	114	13	25.0	46	122	27	12,000	4.2	
3700 02506195	-195	6	195	130	13	26.7	46	137	27	10,000	4.2	
3700 02507105	-PHC07SB -105	7	105	38	14	18.0	46	53	27	15,000	4.1	
3700 02507150	-150	7	150	84	14	22.9	46	92	27	15,000	4.1	
3700 02507165	-165	7	165	99	14	24.4	46	107	27	15,000	4.1	
3700 02507180	-180	7	180	114	14	26.0	46	122	27	12,000	4.2	
3700 02507195	-195	7	195	130	14	27.7	46	137	27	10,000	4.2	
3700 02508105	-PHC08SB -105	8	105	38	15	19.0	46	53	27	15,000	4.1	
3700 02508150	-150	8	150	84	15	23.9	46	92	27	15,000	4.1	
3700 02508165	-165	8	165	99	15	25.4	46	107	27	15,000	4.1	
3700 02508180	-180	8	180	114	15	27.0	46	122	27	12,000	4.2	
3700 02508195	-195	8	195	130	15	28.7	46	137	27	10,000	4.2	
3700 02509150	-PHC09SB -150	9	150	84	16	24.9	46	92	33	15,000	4.1	
3700 02509165	-165	9	165	99	16	26.4	46	107	33	15,000	4.1	
3700 02509180	-180	9	180	114	16	28.0	46	122	33	12,000	4.2	
3700 02509195	-195	9	195	130	16	29.7	46	137	33	10,000	4.3	
3700 02510150	-PHC10SB -150	10	150	84	17	25.9	46	92	33	15,000	4.1	
3700 02510165	-165	10	165	99	17	27.4	46	107	33	15,000	4.2	
3700 02510180	-180	10	180	114	17	29.0	46	122	33	12,000	4.2	
3700 02510195	-195	10	195	130	17	30.7	46	137	33	10,000	4.3	
3700 02511150	-PHC11SB -150	11	150	84	18	26.9	46	92	36	15,000	4.1	
3700 02511165	-165	11	165	99	18	28.4	46	107	36	15,000	4.2	
3700 02511180	-180	11	180	114	18	30.0	46	122	36	12,000	4.2	
3700 02511195	-195	11	195	130	18	31.7	46	137	36	10,000	4.3	
3700 02512150	-PHC12SB -150	12	150	84	19	27.9	46	92	36	15,000	4.1	
3700 02512165	-165	12	165	99	19	29.4	46	107	36	15,000	4.2	
3700 02512180	-180	12	180	114	19	31.0	46	122	36	12,000	4.3	
3700 02512195	-195	12	195	130	19	32.7	46	137	36	10,000	4.3	
3700 02516150	-PHC16SB -150	16	150	84	23	31.9	52.5	91	40	15,000	4.2	
3700 02516180	-180	16	180	114	23	35.0	52.5	120	40	12,000	4.4	
3700 02516195	-195	16	195	129	23	36.6	52.5	135	40	10,000	4.6	
3700 02520150	-PHC20SB -150	20	150	84	28	36.9	60	91	40	15,000	4.7	
3700 02520180	-180	20	180	114	28	40.0	60	120	40	14,000	4.9	
3700 02520195	-195	20	195	129	28	41.6	60	135	40	12,000	5.0	
3700 02525150	-PHC25SB -150	25	150	84	37	45.9	60	91	50	15,000	4.8	
3700 02525180	-180	25	180	114	37	49.0	60	120	50	14,000	5.0	
3700 02525195	-195	25	195	129	37	50.6	60	135	50	12,000	5.2	

- Schafttoleranz h6
- Bei Verwendung mit innerer Kühlmittelzufuhr die Luftaustrittsbohrung mit zwei Schrauben M4x5 verschließen. (im Lieferumfang enthalten)
- Längeneinstellschraube optional

- Tolleranza h6
- Per l'alimentazione interna del refrigerante inserire le due viti M4x5 (incluso)
- Vite di regolazione lunghezza opzionale

- Tool shank diameter tolerance must be within h6
- Hex-head screws M4x5 are necessary to plug air hole s for center through coolant feed. (included in delivery)
- length adjustment screw optional

HS-
Spannhülsen | Collets
Pinze | Pinces

Seite | Page 47



- Tolérance h6
- Pour un arrosage par le centre, bouches les trous d'aération avec des vis M4x5 (incluses dans la livraison)
- Vis de réglage optionnel

PHC·SB·C mit Kühlmittelnuten | with coolant nozzles

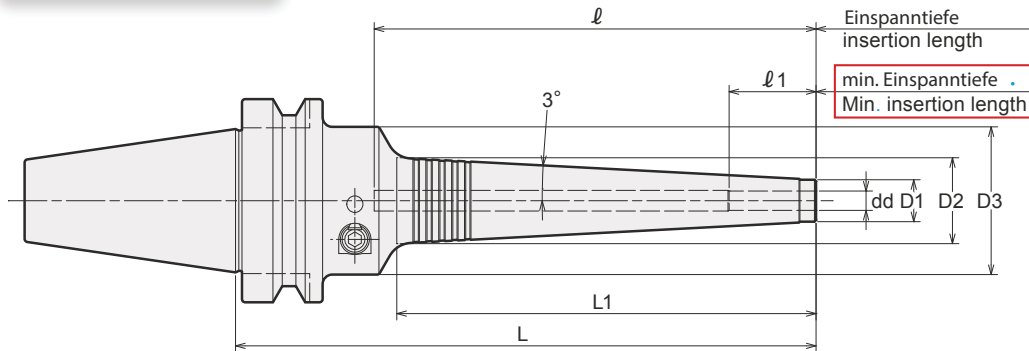
Blaster

con cave refrigerante | avec rainures de refroidissement



PHC·SB·C
DIN ISO 7388-2 (MAS-BT)

NEW



Achtung: Mindesteinspanntiefe l_1 beachten **Caution:** Strictly keep the minimum insertion length l_1 **Attenzione:** rispettare la profondità minima di serraggio l_1 **Attention:** Respecter strictement la longueur de serrage minimale l_1



Code	Halter I Holder Mandrino I Mandrin		d	L	L1	D1	D2	D3	ℓ	ℓ 1	Max min ⁻¹	Kg	Option)
3950 02103085	BT30 -PHC03SB	- 85-C	3	85	37	12	15.9	46	(108)	16	40,000	0.6	L-4T
3950 02103130		-130-C	3	130	84	12	20.9	46	(153)	16	23,000	0.9	
3950 02104085		-PHC04SB - 85-C	4	85	37	12	15.9	46	(108)	19	40,000	0.6	
3950 02104130		-130-C	4	130	84	12	20.9	46	(153)	19	22,000	0.9	
3950 02106090		-PHC06SB - 90-C	6	90	38	14	18.0	46	58	27	30,000	0.9	
3950 02106135		-135-C	6	135	84	14	22.9	46	92	27	21,000	1.0	
3950 02108090		-PHC08SB - 90-C	8	90	38	16	20.0	46	58	27	27,000	0.9	
3950 02108135		-135-C	8	135	84	16	24.9	46	92	27	20,000	1.0	
3950 02110105		-PHC10SB -105-C	10	105	53	18	23.6	46	73	33	27,000	0.9	
3950 02110135		-135-C	10	135	84	18	26.9	46	92	33	20,000	1.0	
3950 02112105		-PHC12SB -105-C	12	105	53	20	25.6	46	73	36	26,000	0.9	
3950 02112135		-135-C	12	135	84	20	28.9	46	92	36	19,000	1.0	
3950 02303090	BT40 -PHC03SB	- 90-C	3	90	37	12	15.9	46	(125)	16	20,000	1.1	L-4T
3950 02303135		-135-C	3	135	84	12	20.9	46	(170)	16	20,000	1.5	
3950 02304090		-PHC04SB - 90-C	4	90	37	12	15.9	46	(125)	19	20,000	1.1	
3950 02304135		-135-C	4	135	84	12	20.9	46	(170)	19	20,000	1.5	
3950 02306090		-PHC06SB - 90-C	6	90	38	14	18.0	46	53	27	20,000	1.4	
3950 02306135		-135-C	6	135	84	14	22.9	46	92	27	20,000	1.5	
3950 02308090		-PHC08SB - 90-C	8	90	38	16	20.0	46	53	27	20,000	1.5	
3950 02308135		-135-C	8	135	84	16	24.9	46	92	27	20,000	1.5	
3950 02310105		-PHC10SB -105-C	10	105	53	18	23.6	46	68	33	20,000	1.4	
3950 02310135		-135-C	10	135	84	18	26.9	46	92	33	20,000	1.5	
3950 02312105		-PHC12SB -105-C	12	105	53	20	25.6	46	68	36	20,000	1.4	
3950 02312135		-135-C	12	135	84	20	28.9	46	92	36	20,000	1.5	
3950 02316135		-PHC16SB -135-C	16	135	84	24	32.9	52.5	91	40	20,000	1.7	
3950 02316165		-165-C	16	165	114	24	36.0	52.5	120	40	13,000	1.9	
3950 02320135		-PHC20SB -135-C	20	135	84	29	37.9	60	91	40	18,000	2.2	
3950 02320180		-180-C	20	180	129	29	42.6	60	135	40	12,000	2.5	
3950 02325135		-PHC25SB -135-C	25	135	84	38	46.9	60	91	50	16,000	2.2	
3950 02325180		-180-C	25	180	129	38	51.6	60	135	50	11,000	2.6	
3950 02503150	BT50 -PHC03SB	-150-C NEW	3	150	84	12	20.9	46	(206)	16	15,000	4.0	L-4T
3950 02503195		-195-C NEW	3	195	84	12	20.9	46	(251)	16	12,000	4.4	
3950 02504150		-PHC04SB -150-C NEW	4	150	84	12	20.9	46	(206)	19	15,000	4.0	
3950 02504195		-195-C NEW	4	195	84	12	20.9	46	(251)	19	12,000	4.4	
3950 02506150		-PHC06SB -150-C	6	150	84	14	22.9	46	92	27	15,000	4.1	
3950 02506195		-195-C	6	195	130	14	27.7	46	137	27	10,000	4.2	
3950 02508150		-PHC08SB -150-C	8	150	84	16	24.9	46	92	27	15,000	4.1	
3950 02508195		-195-C	8	195	130	16	29.7	46	137	27	10,000	4.2	
3950 02510150		-PHC10SB -150-C	10	150	84	18	26.9	46	92	33	15,000	4.1	
3950 02510195		-195-C	10	195	130	18	31.7	46	137	33	10,000	4.3	
3950 02512150		-PHC12SB -150-C	12	150	84	20	28.9	46	92	36	15,000	4.1	
3950 02512195		-195-C	12	195	130	20	33.7	46	137	36	10,000	4.3	
3950 02516150		-PHC16SB -150-C	16	150	84	24	32.9	52.5	91	40	15,000	4.2	
3950 02516195		-195-C	16	195	129	24	37.6	52.5	135	40	10,000	4.6	
3950 02520150		-PHC20SB -150-C	20	150	84	29	37.9	60	91	40	15,000	4.7	
3950 02520195		-195-C	20	195	129	29	42.6	60	135	40	12,000	5.0	
3950 02525150		-PHC25SB -150-C	25	150	84	38	46.9	60	91	50	15,000	4.8	
3950 02525195		-195-C	25	195	129	38	51.6	60	135	50	12,000	5.2	

- Schafttoleranz h6
- Bei Verwendung mit innerer Kühlmittelzufuhr die Luftaustrittsbohrung mit zwei Schrauben M4x5 verschließen. (im Lieferumfang enthalten)
- Längeneinstellschraube optional

- Tool shank diameter tolerance must be within h6
- Hex-head screws M4x5 are necessary to plug air hole s for center through coolant feed. (included in delivery)
- length adjustment screw optional

- Tolleranza h6
- Per l'alimentazione interna del refrigerante inserire le due viti M4x5 (incluso)
- Vite di regolazione lunghezza opzionale

- Tolérance h6
- Pour un arrosage par le centre, bouchez les trous d'aération avec des vis M4x5 (incluses dans la livraison)
- Vis de réglage optionnel

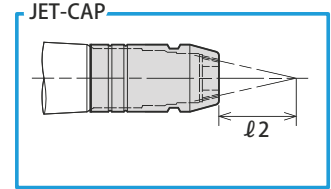
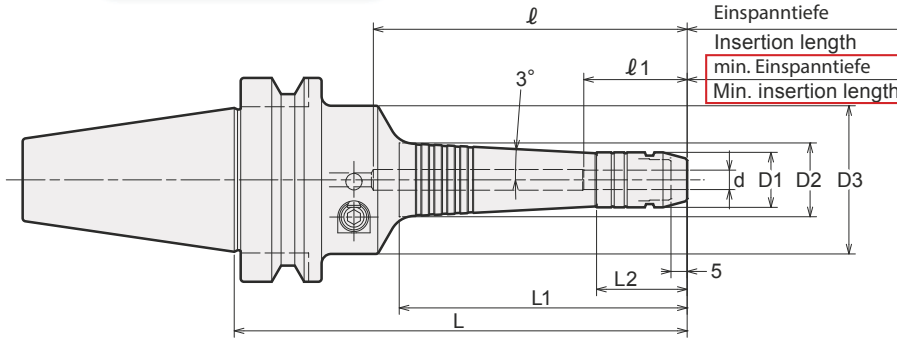
PHC·SB-NC mit Kühlkappe | with coolant cap

JET-CAP

con tapa refrigerante | avec bouchon d'arrosage



PHC·SB-NC
DIN ISO 7388-2 (MAS-BT)



Achtung: Mindesteinspanntiefe l_1 beachten **Caution:** Strictly keep the minimum insertion length l_1 **Attenzione:** rispettare la profondità minima di serraggio l_1 **Attention:** Respecter strictement la longueur de serrage minimale l_1



Code	Model	d	L	L1	L2	D1	D2	D3	l	l1	l2	Max min ⁻¹	Kg	(Option)
3950 06104135	BT30 -PHC04SB -135-NC	4	135	89	33	15	20.9	46	(158)	24	20	22,000	0.9	L-4T
3950 06106140	-PHC06SB -140-NC	6	140	89	28	17	22.9	46	97	32	30	21,000	1.0	
3950 06108140	-PHC08SB -140-NC	8	140	89	28	19	24.9	46	97	32	40	20,000	1.0	
3950 06110110	-PHC10SB -110-NC	10	110	58	33	21	23.6	46	78	38	50	27,000	0.9	
3950 06110140	-140-NC	10	140	89	33	21	26.9	46	97	38	50	20,000	1.0	
3950 06112110	-PHC12SB -110-NC	12	110	58	33	23	25.6	46	78	41	60	26,000	0.9	
3950 06112140	-140-NC	12	140	89	33	23	28.9	46	97	41	60	19,000	1.0	
3950 06304140	BT40 -PHC04SB -140-NC	4	140	89	33	15	20.9	46	(175)	24	20	20,000	1.5	L-4T
3950 06306140	-PHC06SB -140-NC	6	140	89	28	17	22.9	46	97	32	30	20,000	1.5	
3950 06308140	-PHC08SB -140-NC	8	140	89	28	19	24.9	46	97	32	40	20,000	1.5	
3950 06310110	-PHC10SB -110-NC	10	110	58	33	21	23.6	46	73	38	50	20,000	1.4	
3950 06310140	-140-NC	10	140	89	33	21	26.9	46	97	38	50	20,000	1.5	
3950 06312110	-PHC12SB -110-NC	12	110	58	33	23	25.6	46	73	41	60	20,000	1.4	
3950 06312140	-140-NC	12	140	89	33	23	28.9	46	97	41	60	20,000	1.5	
3950 06506155	BT50 -PHC06SB -155-NC	6	155	89	28	17	22.9	46	97	32	30	15,000	4.1	L-4T
3950 06506200	-200-NC	6	200	135	28	17	27.7	46	142	32	30	10,000	4.2	
3950 06508155	-PHC08SB -155-NC	8	155	89	28	19	24.9	46	97	32	40	15,000	4.1	
3950 06508200	-200-NC	8	200	135	28	19	29.7	46	142	32	40	10,000	4.2	
3950 06510155	-PHC10SB -155-NC	10	155	89	33	21	26.9	46	97	38	50	15,000	4.1	
3950 06510200	-200-NC	10	200	135	33	21	31.7	46	142	38	50	10,000	4.3	
3950 06512155	-PHC12SB -155-NC	12	155	89	33	23	28.9	46	97	41	60	15,000	4.1	
3950 06512200	-200-NC	12	200	135	33	23	33.7	46	142	41	60	10,000	4.3	

- Schafttoleranz h6
- Bei Verwendung mit innerer Kühlmittelzufuhr die Luftaustrittsbohrung mit zwei Schrauben M4x5 verschließen. (im Lieferumfang enthalten)
- Längeneinstellschraube optional

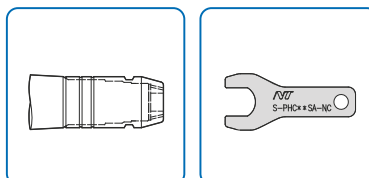
- Tolleranza h6
- Per l'alimentazione interna del refrigerante inserire le due viti M4x5 (incluso)
- Vite di regolazione lunghezza opzionale

- Tool shank diameter tolerance must be within h6
- Hex-head screws M4x5 are necessary to plug air hole s for center through coolant feed. (included in delivery)
- length adjustment screw optional

- Tolérance h6
- Pour un arrosage par le centre, bouchez les trous d'aération avec des vis M4x5 (incluses dans la livraison)
- Vis de réglage optionnel

Zubehör | Accessories |
Accessori | Accessoires

Seite | Page 48



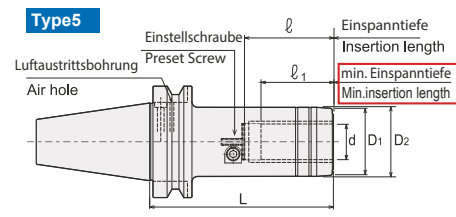
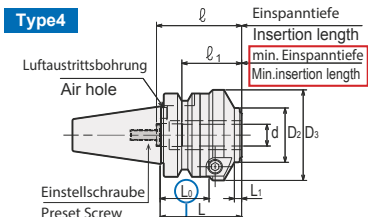
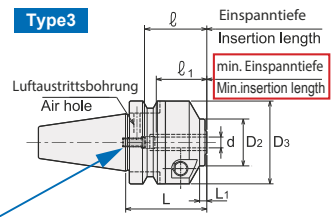
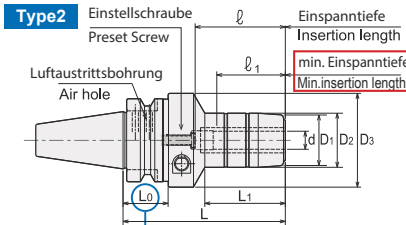
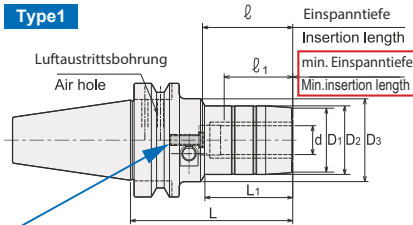
Power-Dehnspannfutter | Power Hydro Chuck

Mandrini idraulici Power | Mandrins hydrauliques - Power



PHC-A
DIN ISO 7388-2 (MAS-BT)

NEW




Einstellschraube | Preset Screw for PHC03A & PHC04A:

keine Einstellschraube einsatzbar | preset screw cannot be used | non è possibile utilizzare vite di regolazione lunghezza | la vis de réglage ne peut pas être utilisée

Achtung | Caution | **Attenzione** | Attention
ohne Freistich vor dem Greiferbund (Kollisionsgefahr)
Take caution against A.T.C. arm and tool magazine interference.
attenzione contro A.T.C. interferenza braccio e magazzino utensili.
Attention à l'A.T.C. interférence entre le bras et le magasin d'outils.

Code	Halter Holder Mandrino Mandrin	Type	d	L	L ₁	D ₁	D ₂	D ₃	L ₀	l	l ₁	Max. min ⁻¹	Kg	(Option)
3930 01103045	BT30 -PHC03A - 45	3	3	45	4	—	24	46	—	—	18	40,000	0.6	L-4T
3930 01103060	- 60	1	3	60	19.8	—	24	46	—	27	18	40,000	0.7	
3930 01103090	- 90	1	3	90	44.8	—	24	46	—	52	18	38,000	0.8	
3930 01104045	-PHC04A - 45	3	4	45	4	—	25	46	—	—	24	40,000	0.6	
3930 01104065	- 65	1	4	65	25.1	—	25	46	—	29	24	40,000	0.7	
3930 01104090	- 90	1	4	90	45.1	—	25	46	—	52	24	38,000	0.8	
3930 01106045	-PHC06A - 45	3	6	45	4	—	26	46	—	34	29	40,000	0.6	
3930 01106075	- 75	1	6	75	30	24	26	46	—	34	29	40,000	0.7	
3930 01107045	-PHC07A - 45	3	7	45	4	—	28	46	—	34	29	40,000	0.6	
3930 01107075	- 75	1	7	75	30	26	28	46	—	34	29	38,000	0.8	
3930 01108045	-PHC08A - 45	3	8	45	4	—	28	46	—	34	29	40,000	0.6	
3930 01108075	- 75	1	8	75	30	26	28	46	—	34	29	38,000	0.8	
3930 01109045	-PHC09A - 45	3	9	45	4	—	30	46	—	45	33	40,000	0.6	
3930 01109090	- 90	1	9	90	46	28	30	46	—	55	40	36,000	0.8	
3930 01109105	- 105	2	9	105	44	28	30	52	40	50	40	29,000	1.2	
3930 01110045	-PHC10A - 45	3	10	45	4	—	30	46	—	45	33	40,000	0.6	
3930 01110090	- 90	1	10	90	46	28	30	46	—	55	40	36,000	0.8	
3930 01110105	- 105	2	10	105	44	28	30	52	40	50	40	29,000	1.2	
3930 01111045	-PHC11A - 45	3	11	45	4	—	30	46	—	45	33	39,000	0.6	
3930 01111090	- 90	1	11	90	46	30	32	46	—	55	40	34,000	0.9	
3930 01111105	- 105	2	11	105	45	30	32	52	40	50	40	30,000	1.1	
3930 01112045	-PHC12A - 45	3	12	45	4	—	30	46	—	45	33	38,000	0.6	
3930 01112090	- 90	1	12	90	46	30	32	46	—	55	40	33,000	0.9	
3930 01112105	- 105	2	12	105	45	30	32	52	40	50	40	29,000	1.1	
3930 01113045	-PHC13A - 45	4	13	45	4	—	30	50	27	45	33	37,000	0.6	
3930 01113090	- 90	1	13	90	48	34	36	46	—	55	40	33,000	0.9	
3930 01113105	- 105	2	13	105	46	34	36	52	40	50	40	28,000	1.2	
3930 01114045	-PHC14A - 45	4	14	45	4	—	30	50	27	45	33	36,000	0.6	
3930 01114090	- 90	1	14	90	48	34	36	46	—	55	40	31,000	1.0	
3930 01114105	- 105	2	14	105	46	34	36	52	40	50	40	27,000	1.2	
3930 01115045	-PHC15A - 45	4	15	45	4	—	30	50	27	45	33	35,000	0.6	
3930 01115090	- 90	1	15	90	48	36	38	46	—	55	40	31,000	1.0	
3930 01115105	- 105	2	15	105	46	36	38	52	40	50	40	27,000	1.2	
3930 01116045	-PHC16A - 45	4	16	45	4	—	30	50	27	45	33	34,000	0.6	
3930 01116090	- 90	1	16	90	48	36	38	46	—	55	40	30,000	1.0	
3930 01116105	- 105	2	16	105	46	36	38	52	40	50	40	26,000	1.2	
3930 01118090	NEW -PHC18A - 90	1	18	90	49	38	40	46	—	50	40	28,000	1.0	
3930 01120090	-PHC20A - 90	1	20	90	49	40	42	46	—	50	40	27,000	1.0	
3930 01120120	- 120	1	20	120	69	40	42	46	—	70	40	22,000	1.3	
3930 01125090	NEW -PHC25A - 90	2	25	90	30	50	52	68	30	60	50	11,000	1.5	
3930 01132100	NEW -PHC32A - 100	2	32	100	40	58	60	73	32	75	65	8,000	1.7	
3930 01303065	BT40 -PHC03A - 65	1	3	65	19.8	—	24	46	—	27	18	20,000	1.2	
3930 01303090	- 90	1	3	90	44.8	—	24	46	—	52	18	20,000	1.3	
3930 01304070	-PHC04A - 70	1	4	70	25.1	—	25	46	—	29	24	20,000	1.3	
3930 01304090	- 90	1	4	90	45.1	—	25	46	—	52	24	20,000	1.3	
3930 01306075	-PHC06A - 75	1	6	75	30	24	26	46	—	34	29	20,000	1.3	
3930 01306105	- 105	1	6	105	41	24	26	46	—	45	29	20,000	1.5	



Code	Halter I Holder Mandrino I Mandrin	Type	d	L	L ₁	D ₁	D ₂	D ₃	L ₀	ℓ	ℓ ₁	Max. min ⁻¹	Kg	 (Option)
3930 01307075	BT40 -PHC07A - 75	1	7	75	30	26	28	46	—	34	29	20,000	1.3	L-4T
3930 01307105	-105	1	7	105	41	26	28	46	—	45	29	20,000	1.4	
3930 01308075	-PHC08A - 75	1	8	75	30	26	28	46	—	34	29	20,000	1.3	
3930 01308105	-105	1	8	105	41	26	28	46	—	45	29	20,000	1.6	
3930 01309090	-PHC09A - 90	1	9	90	44	28	30	52	—	50	40	20,000	1.4	
3930 01309120	-120	1	9	120	64	28	30	52	—	70	40	20,000	1.7	
3930 01310090	-PHC10A - 90	1	10	90	44	28	30	52	—	50	40	20,000	1.4	
3930 01310120	-120	1	10	120	64	28	30	52	—	70	40	20,000	1.7	
3930 01311090	-PHC11A - 90	1	11	90	45	30	32	52	—	50	40	20,000	1.4	
3930 01311120	-120	1	11	120	65	30	32	52	—	70	40	20,000	1.7	
3930 01312090	-PHC12A - 90	1	12	90	45	30	32	52	—	50	40	20,000	1.4	
3930 01312120	-120	1	12	120	65	30	32	52	—	70	40	20,000	1.7	
3930 01313090	-PHC13A - 90	1	13	90	46	34	36	52	—	50	40	20,000	1.5	
3930 01313120	-120	1	13	120	66	34	36	52	—	70	40	20,000	1.8	
3930 01314090	-PHC14A - 90	1	14	90	46	34	36	52	—	50	40	20,000	1.5	
3930 01314120	-120	1	14	120	66	34	36	52	—	70	40	20,000	1.8	
3930 01315090	-PHC15A - 90	1	15	90	46	36	38	52	—	50	40	20,000	1.5	
3930 01315120	-120	1	15	120	66	36	38	52	—	70	40	20,000	1.8	
3930 01316090	-PHC16A - 90	1	16	90	46	36	38	52	—	50	40	20,000	1.5	
3930 01316120	-120	1	16	120	66	36	38	52	—	70	40	20,000	1.8	
3930 01318090	NEW -PHC18A - 90	1	18	90	49	38	40	46	—	50	40	20,000	1.5	
3930 01318120	NEW -120	1	18	120	69	38	40	46	—	70	40	20,000	1.8	
3930 01320090	-PHC20A - 90	1	20	90	49	40	42	46	—	50	40	20,000	1.5	
3930 01320120	-120	1	20	120	69	40	42	46	—	70	40	20,000	1.8	
3930 01325105	-PHC25A - 105	1	25	105	59	50	52	62	—	60	50	20,000	2.1	
3930 01325135	-135	1	25	135	79	50	52	62	—	80	50	20,000	2.5	
3930 01332120	-PHC32A - 120	5	32	120	—	60	62	—	—	75	65	20,000	2.6	
3930 01332150	-150	5	32	150	—	60	62	—	—	80	65	20,000	3.2	
3930 01506090	BT50 -PHC06A - 90	1	6	90	30	24	26	46	—	34	29	15,000	3.9	
3930 01506120	-120	1	6	120	41	24	26	46	—	45	29	15,000	4.1	
3930 01506150	-150	1	6	150	41	24	26	46	—	45	29	15,000	4.4	
3930 01507090	-PHC07A - 90	1	7	90	30	26	28	46	—	34	29	15,000	3.9	
3930 01507120	-120	1	7	120	41	26	28	46	—	45	29	15,000	4.1	
3930 01507150	-150	1	7	150	41	26	28	46	—	45	29	15,000	4.5	
3930 01508090	-PHC08A - 90	1	8	90	30	26	28	46	—	34	29	15,000	3.9	
3930 01508120	-120	1	8	120	41	26	28	46	—	45	29	15,000	4.1	
3930 01508150	-150	1	8	150	41	26	28	46	—	45	29	15,000	4.5	
3930 01509105	-PHC09A - 105	1	9	105	44	28	30	52	—	50	40	15,000	4.0	
3930 01509135	-135	1	9	135	64	28	30	52	—	70	40	15,000	4.3	
3930 01509165	-165	1	9	165	64	28	30	52	—	70	40	15,000	4.7	
3930 01510105	-PHC10A - 105	1	10	105	44	28	30	52	—	50	40	15,000	4.1	
3930 01510135	-135	1	10	135	64	28	30	52	—	70	40	15,000	4.3	
3930 01510165	-165	1	10	165	64	28	30	52	—	70	40	15,000	4.7	
3930 01511105	-PHC11A - 105	1	11	105	45	30	32	52	—	50	40	15,000	4.1	
3930 01511135	-135	1	11	135	65	30	32	52	—	70	40	15,000	4.3	
3930 01511165	-165	1	11	165	65	30	32	52	—	70	40	15,000	4.7	
3930 01512105	-PHC12A - 105	1	12	105	45	30	32	52	—	50	40	15,000	4.1	
3930 01512135	-135	1	12	135	65	30	32	52	—	70	40	15,000	4.3	
3930 01512165	-165	1	12	165	65	30	32	52	—	70	40	15,000	4.7	
3930 01513105	-PHC13A - 105	1	13	105	46	34	36	52	—	50	40	15,000	4.2	
3930 01513135	-135	1	13	135	66	34	36	52	—	70	40	15,000	4.4	
3930 01513165	-165	1	13	165	66	34	36	52	—	70	40	15,000	4.8	
3930 01514105	-PHC14A - 105	1	14	105	46	34	36	52	—	50	40	15,000	4.2	
3930 01514135	-135	1	14	135	66	34	36	52	—	70	40	15,000	4.4	
3930 01514165	-165	1	14	165	66	34	36	52	—	70	40	15,000	4.8	
3930 01515105	-PHC15A - 105	1	15	105	46	36	38	52	—	50	40	15,000	4.1	
3930 01515135	-135	1	15	135	66	36	38	52	—	70	40	15,000	4.4	
3930 01515165	-165	1	15	165	66	36	38	52	—	70	40	15,000	4.8	
3930 01516105	-PHC16A - 105	1	16	105	46	36	38	52	—	50	40	15,000	4.1	
3930 01516135	-135	1	16	135	66	36	38	52	—	70	40	15,000	4.4	
3930 01516165	-165	1	16	165	66	36	38	52	—	70	40	15,000	4.8	
3930 01520105	-PHC20A - 105	1	20	105	49	40	42	46	—	50	40	15,000	4.1	
3930 01520135	-135	1	20	135	69	40	42	46	—	70	40	15,000	4.4	
3930 01520165	-165	1	20	165	69	40	42	46	—	70	40	15,000	4.7	
3930 01525120	-PHC25A - 120	1	25	120	59	50	52	62	—	64	50	15,000	4.7	
3930 01525150	-150	1	25	150	79	50	52	62	—	80	50	15,000	5.2	
3930 01525165	-165	1	25	165	79	50	52	62	—	80	50	15,000	5.5	
3930 01532135	-PHC32A - 135	5	32	135	—	60	62	—	—	75	65	15,000	5.2	
3930 01532165	-165	5	32	165	—	60	62	—	—	80	65	15,000	5.8	

- Schafttoleranz h6
- Bei Verwendung mit innerer Kühlmittelzufuhr die Luftaustrittsbohrung mit zwei Schrauben M4x5 verschließen. (im Lieferumfang enthalten)
- Längeneinstellschraube optional

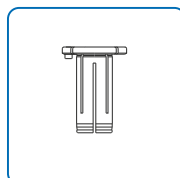
- Tolleranza h6
- Per l'alimentazione interna del refrigerante inserire le due viti M4x5 (incluso)
- Vite di regolazione lunghezza optionale

- Tool shank diameter tolerance must be within h6
- Hex-head screws M4x5 are necessary to plug air holes for center through coolant feed. (included in delivery)
- length adjustment screw optional

Spannhülsen I Collets
Pinze I Pincas


- Tolérance h6
- Pour un arrosage par le centre, bouchez les trous d'aération avec des vis M4x5 (incluses dans la livraison)
- Vis de réglage optionnel

Seite | Page 49

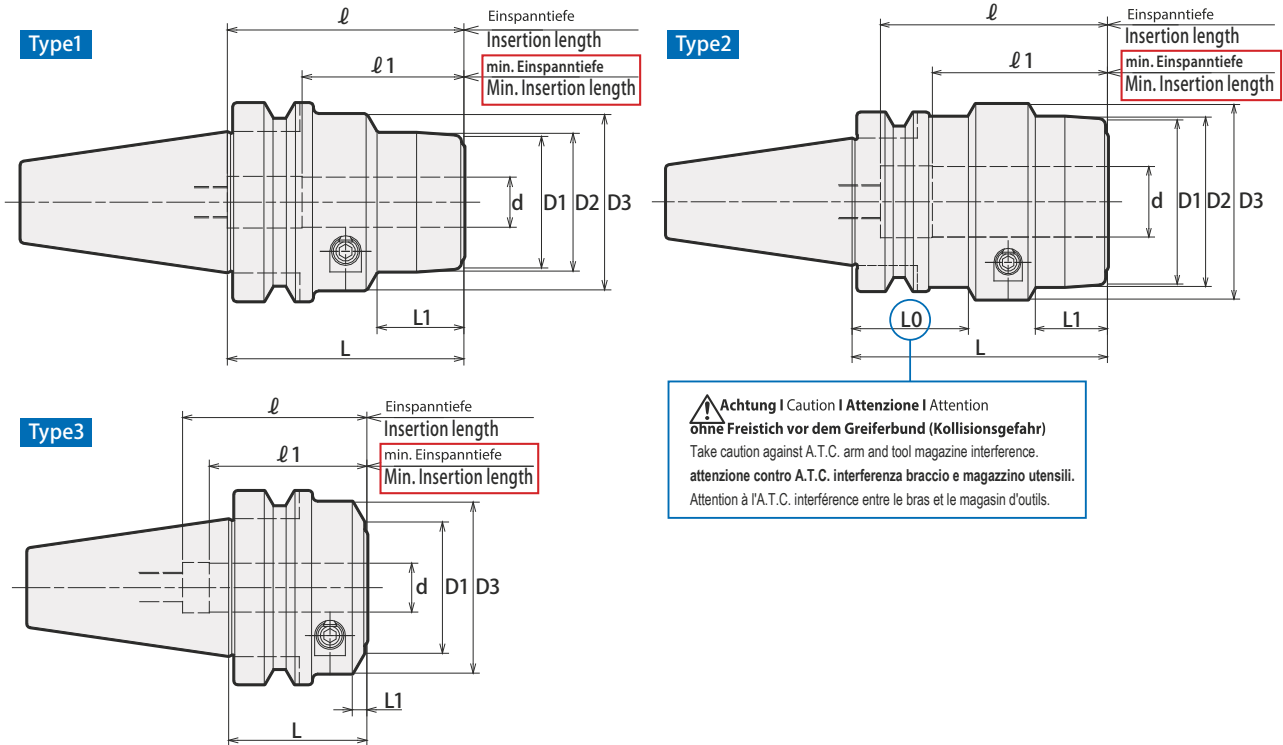


Hochdruck-Dehnspannfutter | Highpressure Hydro Chuck

Mandrini idraulici HiPower | Mandrin hydrauliques HiPower



PHC·H
DIN ISO 7388-2 (MAS-BT)



Achtung | Caution | Attenzione | Attention
Öffne Freistich vor dem Greiferbund (Kollisionsgefahr)
 Take caution against A.T.C. arm and tool magazine interference.
attenzione contro A.T.C. interferenza braccio e magazzino utensili.
 Attention à l'A.T.C. interférence entre le bras et le magasin d'outils.

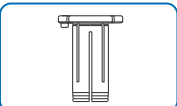
Achtung: Mindesteinspanntiefe ℓ_1 beachten **Caution:** Strictly keep the minimum insertion length ℓ_1 **Attenzione:** rispettare la profondità minima di serraggio ℓ_1 **Attention:** Respecter strictement la longueur de serrage minimale ℓ_1

Code	Halter Holder Mandrino Mandrin	Type	d	L	L1	D1	D2	D3	L0	ℓ	ℓ_1	Max. min ⁻¹	kg	(Option)
2580 00316045	BT40 -PHC16H - 45	3	16	45	18	42	—	56	—	60	45	20,000	1.2	L-4T
2580 00316075	- 75	1	16	75	27	42	44	56	—	85	45	20,000	1.5	
2580 00320075	-PHC20H - 75	1	20	75	32	48	50	60	—	80	50	20,000	1.6	
2580 00320105	-105	1	20	105	32	48	50	60	—	95	50	20,000	2.2	L-5T
2580 00325075	-PHC25H - 75	2	25	75	25	58	60	69	31	80	55	20,000	1.8	
2580 00325105	-105	2	25	105	35	58	60	69	39	110	55	20,000	2.4	
2580 00332105	-PHC32H -105	2	32	105	40	63	65	75	39	90	65	20,000	2.4	L-5T
2580 00332135	-135	2	32	135	47	63	65	75	39	120	65	20,000	3.2	
2580 00516075	BT50 -PHC16H - 75	1	16	75	17	—	44	56	—	75	45	15,000	4.0	
2580 00516105	-105	1	16	105	27	42	44	56	—	105	45	15,000	4.5	L-4T
2580 00520075	-PHC20H - 75	1	20	75	17	—	50	60	—	80	50	15,000	4.1	
2580 00520105	-105	1	20	105	32	48	50	60	—	110	50	15,000	4.6	
2580 00525075	-PHC25H - 75	1	25	75	17	—	60	69	—	80	55	15,000	4.2	L-5T
2580 00525105	-105	1	25	105	35	58	60	69	—	110	55	15,000	4.8	
2580 00525135	-135	1	25	135	35	58	60	69	—	110	55	15,000	5.6	
2580 00532075	-PHC32H - 75	1	32	75	17	—	65	75	—	90	65	15,000	4.2	L-5T
2580 00532105	-105	1	32	105	47	63	65	75	—	120	65	15,000	4.7	
2580 00532135	-135	1	32	135	47	63	65	75	—	120	65	15,000	5.6	

- Schafttoleranz h6
- Bei Verwendung mit innerer Kühlmittelzufuhr die Luftaustrittsbohrung mit zwei Schrauben M4x5 verschließen. (im Lieferumfang enthalten)
- Längeneinstellschraube optional
- Tool shank diameter tolerance must be within h6
- Hex-head screws M4x5 are necessary to plug air hole s for center through coolant feed. (included in delivery)
- length adjustment screw optional

Spannhülsen | Collets
Pinze | Pines

Seite | Page 49



- Tolleranza h6
- Per l'alimentazione interna del refrigerante inserire le due viti M4x5 (incluso)
- Vite di regolazione lunghezza opzionale
- Tolérance h6
- Pour un arrosage par le centre, bouchez les trous d'aération avec des vis M4x5 (incluses dans la livraison)
- Vis de réglage optionnel



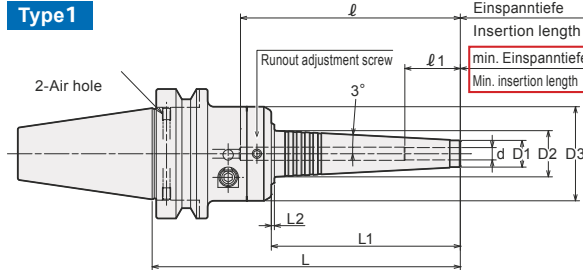
Dehnspannfutter mit Rundlauf „0“ | Hydro Chuck with R-Zero

Mandrini idraulici con concentricità „0“ | Mandrins hydrauliques avec concentricité „0“

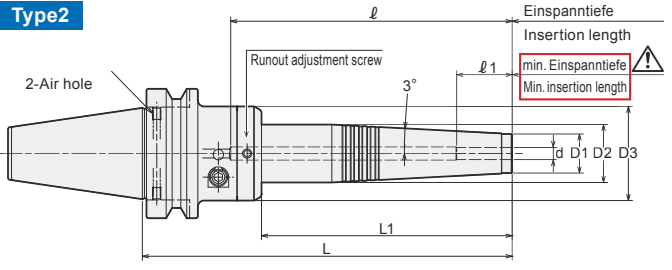


PHZ·SB
DIN ISO 7388-2 (MAS-BT)

Type 1




Type 2



! Achtung: Mindesteinspanntiefe l_1 beachten **Caution:** Strictly keep the minimum insertion length l_1 **Attenzione:** rispettare la profondità minima di serraggio l_1 **Attention:** Respecter strictement la longueur de serrage minimale l_1



Code	Halter Holder Mandrino Mandrin	Type	d	L	L1	L2	D1	D2	D3	l	l_1	Max. min ⁻¹	Kg	 (Option)	Hex. wrench for runout adjustment (Included)
3600 02106150	BT30 -PHZ06SB -150	1	6	150	92	1.5	13	22.5	46	107	27	16,000	1.0	L-4T	L-3T-S
3600 02106180	-180	1	6	180	122	1.5	13	26.7	46	137	27	10,000	1.1		
3600 02107150	-PHZ07SB -150	1	7	150	92	1.5	14	23.5	46	107	27	16,000	1.0		
3600 02107180	-180	1	7	180	122	1.5	14	26.7	46	137	27	10,000	1.1		
3600 02108150	-PHZ08SB -150	1	8	150	92	1.5	15	24.5	46	107	27	16,000	1.0		
3600 02108180	-180	1	8	180	122	-	15	27.6	46	137	27	10,000	1.2		
3600 02109150	-PHZ09SB -150	1	9	150	92	1.5	16	25.5	46	107	33	15,000	1.1		
3600 02109180	-180	1	9	180	122	-	16	28.7	46	137	33	10,000	1.2		
3600 02110150	-PHZ10SB -150	1	10	150	92	1.5	17	26.5	46	107	33	15,000	1.1		
3600 02110180	-180	2	10	180	122	-	17	28.2	46	137	33	10,000	1.2		
3600 02111150	-PHZ11SB -150	1	11	150	92	-	18	27.5	46	107	36	15,000	1.1		
3600 02111180	-180	2	11	180	122	-	18	28.2	46	137	36	10,000	1.2		
3600 02112150	-PHZ12SB -150	1	12	150	92	-	19	28.6	46	107	36	15,000	1.1		
3600 02112180	-180	2	12	180	122	-	19	28.2	46	137	36	10,000	1.2		
3600 02306150	BT40 -PHZ06SB -150	1	6	150	92	1.5	13	22.5	46	107	27	17,000	1.5	L-4T	L-3T-S
3600 02306180	-180	1	6	180	122	1.5	13	26.7	46	137	27	10,000	1.6		
3600 02307150	-PHZ07SB -150	1	7	150	92	1.5	14	23.5	46	107	27	16,000	1.5		
3600 02307180	-180	1	7	180	122	1.5	14	26.7	46	137	27	10,000	1.6		
3600 02308150	-PHZ08SB -150	1	8	150	92	1.5	15	24.5	46	107	27	16,000	1.5		
3600 02308180	-180	1	8	180	122	-	15	27.6	46	137	27	10,000	1.7		
3600 02309150	-PHZ09SB -150	1	9	150	92	1.5	16	25.5	46	107	33	16,000	1.6		
3600 02309180	-180	1	9	180	122	-	16	28.7	46	137	33	10,000	1.7		
3600 02310150	-PHZ10SB -150	1	10	150	92	1.5	17	26.5	46	107	33	16,000	1.6		
3600 02310180	-180	2	10	180	122	-	17	28.2	46	137	33	10,000	1.7		
3600 02311150	-PHZ11SB -150	1	11	150	92	-	18	27.5	46	107	36	16,000	1.6		
3600 02311180	-180	2	11	180	122	-	18	28.2	46	137	36	10,000	1.7		
3600 02312150	-PHZ12SB -150	1	12	150	92	-	19	28.6	46	107	36	15,000	1.6		
3600 02312180	-180	2	12	180	122	-	19	28.2	46	137	36	10,000	1.8		
3600 02506165	BT50 -PHZ06SB -165	1	6	165	92	1.5	13	22.5	46	107	27	15,000	4.1	L-4T	L-3T-S
3600 02506195	-195	1	6	195	122	1.5	13	26.7	46	137	27	10,000	4.2		
3600 02507165	-PHZ07SB -165	1	7	165	92	1.5	14	23.5	46	107	27	15,000	4.1		
3600 02507195	-195	1	7	195	122	1.5	14	26.7	46	137	27	10,000	4.2		
3600 02508165	-PHZ08SB -165	1	8	165	92	1.5	15	24.5	46	107	27	15,000	4.1		
3600 02508195	-195	1	8	195	122	-	15	27.6	46	137	27	10,000	4.2		
3600 02509165	-PHZ09SB -165	1	9	165	92	1.5	16	25.5	46	107	33	15,000	4.1		
3600 02509195	-195	1	9	195	122	-	16	28.7	46	137	33	10,000	4.3		
3600 02510165	-PHZ10SB -165	1	10	165	92	1.5	17	26.5	46	107	33	15,000	4.2		
3600 02510195	-195	2	10	195	122	-	17	28.2	46	137	33	10,000	4.3		
3600 02511165	-PHZ11SB -165	1	11	165	92	-	18	27.5	46	107	36	15,000	4.2		
3600 02511195	-195	2	11	195	122	-	18	28.2	46	137	36	10,000	4.3		
3600 02512165	-PHZ12SB -165	1	12	165	92	-	19	28.6	46	107	36	15,000	4.2		
3600 02512195	-195	2	12	195	122	-	19	28.2	46	137	36	10,000	4.3		

- Schafttoleranz h6
- Bei Verwendung mit innerer Kühlmittelzufuhr die Luftaustrittsbohrung mit zwei Schrauben M4x5 verschließen. (im Lieferumfang enthalten)
- Längeneinstellschraube optional

- Tool shank diameter tolerance must be within h6
- Hex-head screws M4x5 are necessary to plug air hole s for center through coolant feed. (included in delivery)
- length adjustment screw optional

HS-
Spannhülsen | Collets
Pinze | Pincers

Seite | Page 47



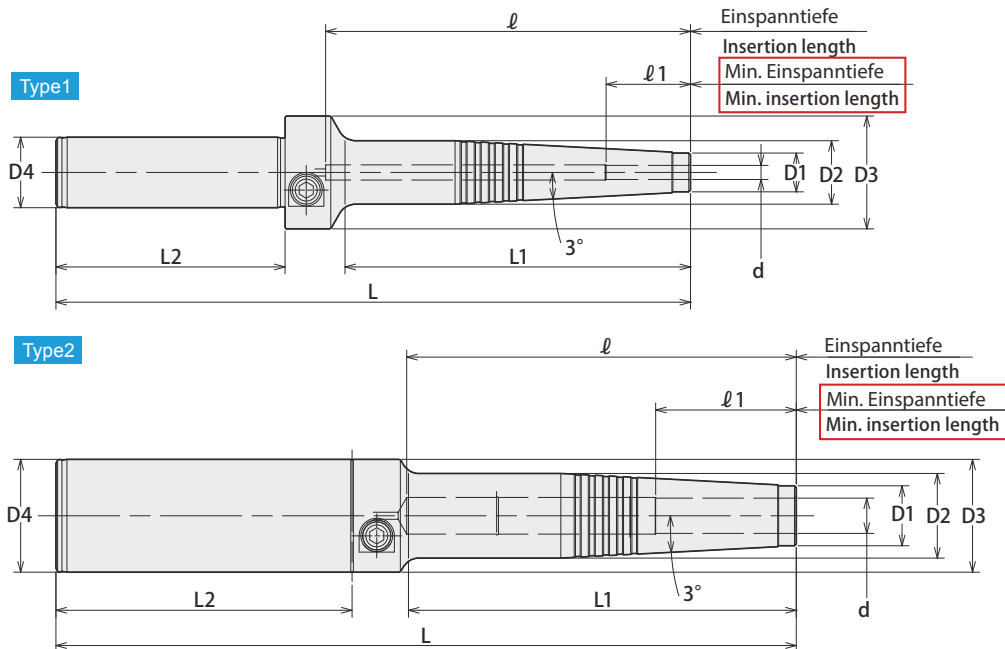
- Tolleranza h6
- Per l'alimentazione interna del refrigerante inserire le due viti M4x5 (incluso)
- Vite di regolazione lunghezza optional

- Tolérance h6
- Pour un arrosage par le centre, bouchez les trous d'aération avec des vis M4x5 (incluses dans la livraison)
- Vis de réglage optionnel





ST-PHC·SB



Achtung: Mindesteinspanntiefe l_1 beachten **Caution:** Strictly keep the minimum insertion length l_1 **Attenzione:** rispettare la profondità minima di serraggio l_1 **Attention:** Respecter strictement la longueur de serrage minimale l_1



Code	Halter Holder Mandrino Mandrin	Type	d	L	L1	L2	D1	D2	D3	D4	l	l_1	(Option)
0450 02003180	ST20 -PHC03SB -180	1	3	180	98	65	11	18	32	20	103	16	L-4T
0450 02004180	-PHC04SB -180	1	4	180	98	65	11	18	32	20	103	19	
0450 02006180	-PHC06SB -180	1	6	180	99	65	13	20	32	20	103	27	
0450 02008180	-PHC08SB -180	1	8	180	99	65	15	22	32	20	101	27	
0450 02010180	-PHC10SB -180	1	10	180	100	65	17	24	32	20	101	33	
0450 02012180	-PHC12SB -180	1	12	180	100	65	19	26	32	20	101	36	
0450 03206210	ST32 -PHC06SB -210	2	6	210	109	84	13	20	32	32	113	27	
0450 03208210	-PHC08SB -210	2	8	210	109	84	15	22	32	32	111	27	
0450 03210210	-PHC10SB -210	2	10	210	110	84	17	24	32	32	111	33	
0450 03212210	-PHC12SB -210	2	12	210	110	84	19	26	32	32	111	36	

- Schafttoleranz h6
- Bei Verwendung mit innerer Kühlmittelzufuhr die Luftaustrittsbohrung mit zwei Schrauben M4x5 verschließen. (im Lieferumfang enthalten)
- Längeneinstellschraube optional

- Tool shank diameter tolerance must be within h6
- Hex-head screws M4x5 are necessary to plug air hole s for center through coolant feed. (included in delivery)
- length adjustment screw optional


- Tolleranza h6
- Per l'alimentazione interna del refrigerante inserire le due viti M4x5 (incluso)
- Vite di regolazione lunghezza optional

- Tolérance h6
- Pour un arrosage par le centre, bouches les trous d'aération avec des vis M4x5 (incluses dans la livraison)
- Vis de réglage optionnel

HS-
Spannhülsen | Collets
Pinze | Pincas

Seite | Page 47





● Technische Merkmale

Hohe Spindelbelastungen können durch den Hohlenschaftkegel vermieden werden.
Steigerung des Spanvolumens um 20-50%
Vollständige Plananlage auch bei höchsten Drehzahlen.
Hohe Wiederholgenauigkeit

● Technical Features

Hollow shank reduces heavy loads for machine spindle
Chip removal rate up by 20 - 50 %
2Face-Contact even at high rpm
High repetitive accuracy

● Caratteristiche tecniche

Grazie al minor peso del portautensile si elimina il grave carico sul mandrino macchina
Il volume del truciolo rimosso è aumentato del 20 - 50%
perfetto doppio contatto anche ad elevate velocità di rotazione
elevata ripetibilità di precisione

● Caractéristiques techniques

La grande charge sur la broche peut au travers du cône creux à tige être réduite.
Augmentation du volume de copeaux de 20-50%
Positionnement total sur deux faces aussi avec des vitesses élevées.
Haute fidélité de la reproductivité

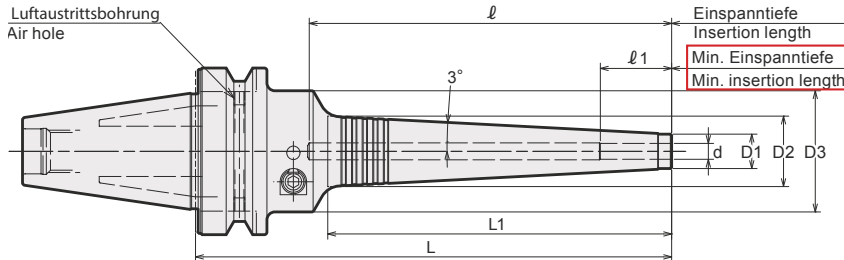
Dehnspannfutter superschlank | Slim Hydro Chuck

Mandrini idraulici ultra sottile | Mandrins expansibles hydrauliques - tres élancé



PHC-SB
~ ISO 7388-2 (MAS-BT)

NEW



Achtung: Mindesteinspanntiefe ℓ_1 beachten
Attenzione: rispettare la profondità minima di serraggio ℓ_1

Caution: Strictly keep the minimum insertion length ℓ_1
Attention: Respecter strictement la longueur de serrage minimale ℓ_1



Code	Halter Holder Mandrino Mandrin	d	L	L1	D1	D2	D3	ℓ	ℓ_1	Max. min ⁻¹	kg	(Option)
3250 62103070	WBT-AHO30A -PHC03SB -70	3	70	28	11	14.0	46	(93)	16	40,000	0.6	L-4T
3250 62103085	-85	3	85	37	11	14.9	46	(108)	16	40,000	0.6	
3250 62103130	-130	3	130	84	11	19.9	46	(153)	16	23,000	0.9	
3250 62104070	-PHC04SB -70	4	70	28	11	14.0	46	(93)	19	40,000	0.6	
3250 62104085	-85	4	85	37	11	14.9	46	(108)	19	40,000	0.6	
3250 62104130	-130	4	130	84	11	19.9	46	(153)	19	22,000	0.9	
3250 62106090	-PHC06SB -90	6	90	38	13	17.0	46	58	27	30,000	0.9	
3250 62106135	-135	6	135	84	13	21.9	46	92	27	21,000	1.0	
3250 62106150	-150	6	150	99	13	23.4	46	107	27	15,000	1.0	
3250 62106165	-165	6	165	114	13	25.0	46	122	27	12,000	1.1	
3250 62106180	-180	6	180	130	13	26.7	46	137	27	10,000	1.1	
3250 62107090	-PHC07SB -90	7	90	38	14	18.0	46	58	27	28,000	0.9	
3250 62107135	-135	7	135	84	14	22.9	46	92	27	21,000	1.0	
3250 62107150	-150	7	150	99	14	24.4	46	107	27	15,000	1.0	
3250 62107165	-165	7	165	114	14	26.0	46	122	27	12,000	1.1	
3250 62107180	-180	7	180	130	14	27.7	46	137	27	10,000	1.1	
3250 62108090	-PHC08SB -90	8	90	38	15	19.0	46	58	27	27,000	0.9	
3250 62108135	-135	8	135	84	15	23.9	46	92	27	20,000	1.0	
3250 62108150	-150	8	150	99	15	25.4	46	107	27	15,000	1.0	
3250 62108165	-165	8	165	114	15	27.0	46	122	27	12,000	1.1	
3250 62108180	-180	8	180	130	15	28.7	46	137	27	10,000	1.2	
3250 62109105	-PHC09SB -105	9	105	53	16	21.6	46	73	33	27,000	0.9	
3250 62109135	-135	9	135	84	16	24.9	46	92	33	20,000	1.0	
3250 62109150	-150	9	150	99	16	26.4	46	107	33	15,000	1.1	
3250 62109165	-165	9	165	114	16	28.0	46	122	33	12,000	1.1	
3250 62109180	-180	9	180	130	16	29.7	46	137	33	10,000	1.2	
3250 62110105	-PHC10SB -105	10	105	53	17	22.6	46	73	33	27,000	0.9	
3250 62110135	-135	10	135	84	17	25.9	46	92	33	20,000	1.0	
3250 62110150	-150	10	150	99	17	27.4	46	107	33	15,000	1.1	
3250 62110165	-165	10	165	114	17	29.0	46	122	33	12,000	1.1	
3250 62110180	-180	10	180	130	17	30.7	46	137	33	10,000	1.2	
3250 62111105	-PHC11SB -105	11	105	53	18	23.6	46	73	36	26,000	0.9	
3250 62111135	-135	11	135	84	18	26.9	46	92	36	19,000	1.0	
3250 62111150	-150	11	150	99	18	28.4	46	107	36	15,000	1.1	
3250 62111165	-165	11	165	114	18	30.0	46	122	36	12,000	1.2	
3250 62111180	-180	11	180	130	18	31.7	46	137	36	10,000	1.2	
3250 62112105	-PHC12SB -105	12	105	53	19	24.6	46	73	36	26,000	0.9	
3250 62112135	-135	12	135	84	19	27.9	46	92	36	19,000	1.0	
3250 62112150	-150	12	150	99	19	29.4	46	107	36	15,000	1.1	
3250 62112165	-165	12	165	114	19	31.0	46	122	36	12,000	1.2	
3250 62112180	-180	12	180	130	19	32.7	46	137	36	10,000	1.2	
3250 62303075	WBT-AHO40A -PHC03SB -75	3	75	28	11	14.0	46	(110)	16	20,000	1.1	
3250 62303090	-90	3	90	37	11	14.9	46	(125)	16	20,000	1.1	
3250 62303135	-135	3	135	84	11	19.9	46	(170)	16	20,000	1.5	
3250 62304075	-PHC04SB -75	4	75	28	11	14.0	46	(110)	19	20,000	1.1	
3250 62304090	-90	4	90	37	11	14.9	46	(125)	19	20,000	1.1	
3250 62304135	-135	4	135	84	11	19.9	46	(170)	19	20,000	1.5	
3250 62306090	-PHC06SB -90	6	90	38	13	17.0	46	53	27	20,000	1.4	
3250 62306135	-135	6	135	84	13	21.9	46	92	27	20,000	1.5	
3250 62306150	-150	6	150	99	13	23.4	46	107	27	16,000	1.5	
3250 62306165	-165	6	165	114	13	25.0	46	122	27	12,000	1.6	
3250 62306180	-180	6	180	130	13	26.7	46	137	27	10,000	1.6	
3250 62307090	-PHC07SB -90	7	90	38	14	18.0	46	53	27	20,000	1.4	
3250 62307135	-135	7	135	84	14	22.9	46	92	27	20,000	1.5	
3250 62307150	-150	7	150	99	14	24.4	46	107	27	16,000	1.5	
3250 62307165	-165	7	165	114	14	26.0	46	122	27	13,000	1.6	
3250 62307180	-180	7	180	130	14	27.7	46	137	27	10,000	1.6	

Code	Halter I Holder Mandrino I Mandrin	d	L	L1	D1	D2	D3	ℓ	ℓ 1	Max. min ⁻¹	kg	(Option)
3250 62308090	WBT-AHO40A -PHC08SB -90	8	90	38	15	19.0	46	53	27	20,000	1.5	L-4T
3250 62308135	-135	8	135	84	15	23.9	46	92	27	20,000	1.5	
3250 62308150	-150	8	150	99	15	25.4	46	107	27	17,000	1.5	
3250 62308165	-165	8	165	114	15	27.0	46	122	27	12,000	1.6	
3250 62308180	-180	8	180	130	15	28.7	46	137	27	10,000	1.7	
3250 62309105	-PHC09SB -105	9	105	53	16	21.6	46	68	33	20,000	1.4	
3250 62309135	-135	9	135	84	16	24.9	46	92	33	20,000	1.5	
3250 62309150	-150	9	150	99	16	26.4	46	107	33	16,000	1.6	
3250 62309165	-165	9	165	114	16	28.0	46	122	33	12,000	1.6	
3250 62309180	-180	9	180	130	16	29.7	46	137	33	10,000	1.7	
3250 62310105	-PHC10SB -105	10	105	53	17	22.6	46	68	33	20,000	1.4	
3250 62310135	-135	10	135	84	17	25.9	46	92	33	20,000	1.5	
3250 62310150	-150	10	150	99	17	27.4	46	107	33	16,000	1.6	
3250 62310165	-165	10	165	114	17	29.0	46	122	33	12,000	1.6	
3250 62310180	-180	10	180	130	17	30.7	46	137	33	10,000	1.7	
3250 62311105	-PHC11SB -105	11	105	53	18	23.6	46	68	36	20,000	1.4	
3250 62311135	-135	11	135	84	18	26.9	46	92	36	20,000	1.5	
3250 62311150	-150	11	150	99	18	28.4	46	107	36	15,000	1.6	
3250 62311165	-165	11	165	114	18	30.0	46	122	36	12,000	1.7	
3250 62311180	-180	11	180	130	18	31.7	46	137	36	10,000	1.7	
3250 62312105	-PHC12SB -105	12	105	53	19	24.6	46	68	36	20,000	1.4	
3250 62312135	-135	12	135	84	19	27.9	46	92	36	20,000	1.5	
3250 62312150	-150	12	150	99	19	29.4	46	107	36	15,000	1.6	
3250 62312165	-165	12	165	114	19	31.0	46	122	36	12,000	1.7	
3250 62312180	-180	12	180	130	19	32.7	46	137	36	10,000	1.8	
3250 62316135	-PHC16SB -135	16	135	84	23	31.9	52.5	91	40	20,000	1.7	
3250 62316165	-165	16	165	114	23	35.0	52.5	120	40	13,000	1.9	
3250 62316180	-180	16	180	129	23	36.6	52.5	135	40	10,000	2.0	
3250 62320135	-PHC20SB -135	20	135	84	28	36.9	60	91	40	18,000	2.2	
3250 62320165	-165	20	165	114	28	40.0	60	120	40	14,000	2.3	
3250 62320180	-180	20	180	129	28	41.6	60	135	40	12,000	2.5	
3250 62325135	-PHC25SB -135	25	135	84	37	45.9	60	91	50	16,000	2.2	
3250 62325165	-165	25	165	114	37	49.0	60	120	50	15,000	2.5	
3250 62325180	-180	25	180	129	37	50.6	60	135	50	11,000	2.6	
3250 62503150	WBT-AHO50A -PHC03SB -150 NEW	3	150	84	11	19.9	46	(130)	16	15,000	3.1	
3250 62503195	-195 NEW	3	195	84	11	19.9	46	(175)	16	12,000	4.3	
3250 62504150	-PHC04SB -150 NEW	4	150	84	11	19.9	46	(130)	19	15,000	3.1	
3250 62504195	-195 NEW	4	195	84	11	19.9	46	(175)	19	12,000	4.3	
3250 62506105	-PHC06SB -105	6	105	38	13	17.0	46	53	27	15,000	4.1	
3250 62506150	-150	6	150	84	13	21.9	46	92	27	15,000	4.1	
3250 62506165	-165	6	165	99	13	23.4	46	107	27	15,000	4.1	
3250 62506180	-180	6	180	114	13	25.0	46	122	27	12,000	4.2	
3250 62506195	-195	6	195	130	13	26.7	46	137	27	10,000	4.2	
3250 62507105	-PHC07SB -105	7	105	38	14	18.0	46	53	27	15,000	4.1	
3250 62507150	-150	7	150	84	14	22.9	46	92	27	15,000	4.1	
3250 62507165	-165	7	165	99	14	24.4	46	107	27	15,000	4.1	
3250 62507180	-180	7	180	114	14	26.0	46	122	27	12,000	4.2	
3250 62507195	-195	7	195	130	14	27.7	46	137	27	10,000	4.2	
3250 62508105	-PHC08SB -105	8	105	38	15	19.0	46	53	27	15,000	4.1	
3250 62508150	-150	8	150	84	15	23.9	46	92	27	15,000	4.1	
3250 62508165	-165	8	165	99	15	25.4	46	107	27	15,000	4.1	
3250 62508180	-180	8	180	114	15	27.0	46	122	27	12,000	4.2	
3250 62508195	-195	8	195	130	15	28.7	46	137	27	10,000	4.2	
3250 62509150	-PHC09SB -150	9	150	84	16	24.9	46	92	33	15,000	4.1	
3250 62509165	-165	9	165	99	16	26.4	46	107	33	15,000	4.1	
3250 62509180	-180	9	180	114	16	28.0	46	122	33	12,000	4.2	
3250 62509195	-195	9	195	130	16	29.7	46	137	33	10,000	4.3	
3250 62510150	-PHC10SB -150	10	150	84	17	25.9	46	92	33	15,000	4.1	
3250 62510165	-165	10	165	99	17	27.4	46	107	33	15,000	4.2	
3250 62510180	-180	10	180	114	17	29.0	46	122	33	12,000	4.2	
3250 62510195	-195	10	195	130	17	30.7	46	137	33	10,000	4.3	
3250 62511150	-PHC11SB -150	11	150	84	18	26.9	46	92	36	15,000	4.1	
3250 62511165	-165	11	165	99	18	28.4	46	107	36	15,000	4.2	
3250 62511180	-180	11	180	114	18	30.0	46	122	36	12,000	4.2	
3250 62511195	-195	11	195	130	18	31.7	46	137	36	10,000	4.3	
3250 62512150	-PHC12SB -150	12	150	84	19	27.9	46	92	36	15,000	4.1	
3250 62512165	-165	12	165	99	19	29.4	46	107	36	15,000	4.2	
3250 62512180	-180	12	180	114	19	31.0	46	122	36	12,000	4.3	
3250 62512195	-195	12	195	130	19	32.7	46	137	36	10,000	4.3	
3250 62516150	-PHC16SB -150	16	150	84	23	31.9	52.5	91	40	15,000	4.2	
3250 62516180	-180	16	180	114	23	35.0	52.5	120	40	12,000	4.4	
3250 62516195	-195	16	195	129	23	36.6	52.5	135	40	10,000	4.6	
3250 62520150	-PHC20SB -150	20	150	84	28	36.9	60	91	40	15,000	4.7	
3250 62520180	-180	20	180	114	28	40.0	60	120	40	14,000	4.9	
3250 62520195	-195	20	195	129	28	41.6	60	135	40	12,000	5.0	
3250 62525150	-PHC25SB -150	25	150	84	37	45.9	60	91	50	15,000	4.8	
3250 62525180	-180	25	180	114	37	49.0	60	120	50	14,000	5.0	
3250 62525195	-195	25	195	129	37	50.6	60	135	50	12,000	5.2	

- Schafttoleranz h6
- Bei Verwendung mit innerer Kühlmittelzufuhr die Luftaustrittsbohrung mit zwei Schrauben M4x5 verschließen. (im Lieferumfang enthalten)
- Längeneinstellschraube optional

- Tool shank diameter tolerance must be within h6
- Hex-head screws M4x5 are necessary to plug air hole s for center through coolant feed. (included in delivery)
- length adjustment screw optional

- Tolleranza h6
- Per l'alimentazione interna del refrigerante inserire le due viti M4x5 (incluso)
- Vite di regolazione lunghezza opzionale

- Tolérance h6
- Pour un arrosage par le centre, bouchez les trous d'aération avec des vis M4x5 (incluses dans la livraison)
- Vis de réglage optionnel

HS-
Spannhülsen I Collets
Pinze I Pinces

Seite | Page 47



PHC·SB·C mit Kühlmittelnuten | with coolant nozzles

Blaster

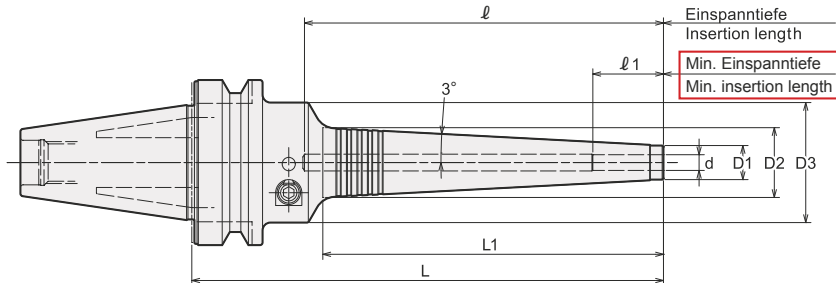
con cave refrigerante | avec rainures de refroidissement



PHC·SB·C

~ ISO 7388-2 (MAS-BT)

NEW



Achtung: Mindesteinspanntiefe l_1 beachten
Attenzione: rispettare la profondità minima di serraggio l_1

Caution: Strictly keep the minimum insertion length l_1
Attention: Respecter strictement la longueur de serrage minimale l_1



Code	Halter Holder Mandrino Mandrin	d	L	L1	D1	D2	D3	l	l_1	Max. min ⁻¹	kg	(Option)
3630 62103085	WBT-AHO30A -PHC03SB - 85-C	3	85	37	12	15.9	46	(108)	16	40,000	0.6	L-4T
3630 62103130	-130-C	3	130	84	12	20.9	46	(153)	16	23,000	0.9	
3630 62104085	-PHC04SB - 85-C	4	85	37	12	15.9	46	(108)	19	40,000	0.6	
3630 62104130	-130-C	4	130	84	12	20.9	46	(153)	19	22,000	0.9	
3630 62106090	-PHC06SB - 90-C	6	90	38	14	18.0	46	58	27	30,000	0.9	
3630 62106135	-135-C	6	135	84	14	22.9	46	92	27	21,000	1.0	
3630 62108090	-PHC08SB - 90-C	8	90	38	16	20.0	46	58	27	27,000	0.9	
3630 62108135	-135-C	8	135	84	16	24.9	46	92	27	20,000	1.0	
3630 62110105	-PHC10SB -105-C	10	105	53	18	23.6	46	73	33	27,000	0.9	
3630 62110135	-135-C	10	135	84	18	26.9	46	92	33	20,000	1.0	
3630 62112105	-PHC12SB -105-C	12	105	53	20	25.6	46	73	36	26,000	0.9	
3630 62112135	-135-C	12	135	84	20	28.9	46	92	36	19,000	1.0	
3630 62303090	WBT-AHO40A -PHC03SB - 90-C	3	90	37	12	15.9	46	(125)	16	20,000	1.1	
3630 62303135	-135-C	3	135	84	12	20.9	46	(170)	16	20,000	1.5	
3630 62304090	-PHC04SB - 90-C	4	90	37	12	15.9	46	(125)	19	20,000	1.1	
3630 62304135	-135-C	4	135	84	12	20.9	46	(170)	19	20,000	1.5	
3630 62306090	-PHC06SB - 90-C	6	90	38	14	18.0	46	53	27	20,000	1.4	
3630 62306135	-135-C	6	135	84	14	22.9	46	92	27	20,000	1.5	
3630 62308090	-PHC08SB - 90-C	8	90	38	16	20.0	46	53	27	20,000	1.5	
3630 62308135	-135-C	8	135	84	16	24.9	46	92	27	20,000	1.5	
3630 62310105	-PHC10SB -105-C	10	105	53	18	23.6	46	68	33	20,000	1.4	
3630 62310135	-135-C	10	135	84	18	26.9	46	92	33	20,000	1.5	
3630 62312105	-PHC12SB -105-C	12	105	53	20	25.6	46	68	36	20,000	1.4	
3630 62312135	-135-C	12	135	84	20	28.9	46	92	36	20,000	1.5	
3630 62316135	-PHC16SB -135-C	16	135	84	24	32.9	52.5	91	40	20,000	1.7	
3630 62316165	-165-C	16	165	114	24	36.0	52.5	120	40	13,000	1.9	
3630 62320135	-PHC20SB -135-C	20	135	84	29	37.9	60	91	40	18,000	2.2	
3630 62320180	-180-C	20	180	129	29	42.6	60	135	40	12,000	2.5	
3630 62325135	-PHC25SB -135-C	25	135	84	38	46.9	60	91	50	16,000	2.2	
3630 62325180	-180-C	25	180	129	38	51.6	60	135	50	11,000	2.6	
3630 62503150	WBT-AHO50A -PHC03SB -150-C NEW	3	150	84	12	20.9	46	(130)	16	15,000	3.2	
3630 62503195	-195-C NEW	3	195	84	12	20.9	46	(175)	16	12,000	4.4	
3630 62504150	-PHC04SB -150-C NEW	4	150	84	12	20.9	46	(130)	19	15,000	3.2	
3630 62504195	-195-C NEW	4	195	84	12	20.9	46	(175)	19	12,000	4.4	
3630 62506150	-PHC06SB -150-C	6	150	84	14	22.9	46	92	27	15,000	4.1	
3630 62506195	-195-C	6	195	130	14	27.7	46	137	27	10,000	4.2	
3630 62508150	-PHC08SB -150-C	8	150	84	16	24.9	46	92	27	15,000	4.1	
3630 62508195	-195-C	8	195	130	16	29.7	46	137	27	10,000	4.2	
3630 62510150	-PHC10SB -150-C	10	150	84	18	26.9	46	92	33	15,000	4.1	
3630 62510195	-195-C	10	195	130	18	31.7	46	137	33	10,000	4.3	
3630 62512150	-PHC12SB -150-C	12	150	84	20	28.9	46	92	36	15,000	4.1	
3630 62512195	-195-C	12	195	130	20	33.7	46	137	36	10,000	4.3	
3630 62516150	-PHC16SB -150-C	16	150	84	24	32.9	52.5	91	40	15,000	4.2	
3630 62516195	-195-C	16	195	129	24	37.6	52.5	135	40	10,000	4.6	
3630 62520150	-PHC20SB -150-C	20	150	84	29	37.9	60	91	40	15,000	4.7	
3630 62520195	-195-C	20	195	129	29	42.6	60	135	40	12,000	5.0	
3630 62525150	-PHC25SB -150-C	25	150	84	38	46.9	60	91	50	15,000	4.8	
3630 62525195	-195-C	25	195	129	38	51.6	60	135	50	12,000	5.2	

- Schafttoleranz h6
- Bei Verwendung mit innerer Kühlmittelzufuhr die Luftaustrittsbohrung mit zwei Schrauben M4x5 verschließen. (im Lieferumfang enthalten)
- Längeneinstellschraube optional

- Tool shank diameter tolerance must be within h6
- Hex-head screws M4x5 are necessary to plug air hole s for center through coolant feed. (included in delivery)
- length adjustment screw optional

- Tolleranza h6
- Per l'alimentazione interna del refrigerante inserire le due viti M4x5 (incluso)
- Vite di regolazione lunghezza optionale

- Tolérance h6
- Pour un arrosage par le centre, bouchez les trous d'aération avec des vis M4x5 (incluses dans la livraison)
- Vis de réglage optionnel

PHC·SB-NC mit Kühlkappe | with coolant cap

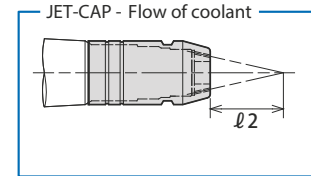
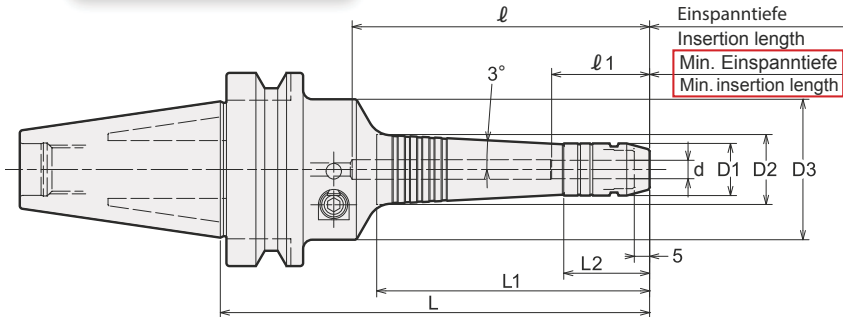
JET-CAP

con tapa refrigerante | avec bouchon d'arrosage



PHC·SB-NC

~ ISO 7388-2 (MAS-BT)



Achtung: Mindesteinspanntiefe l_1 beachten
Attenzione: rispettare la profondità minima di serraggio l_1

Caution: Strictly keep the minimum insertion length l_1
Attention: Respecter strictement la longueur de serrage minimale l_1



Code	Halter Holder Mandrino Mandrin	d	L	L1	L2	D1	D2	D3	l	l_1	l_2	Max. min ⁻¹	kg	(Option)
3630 66104135	WBT-AHO30A -PHC04SB -135-NC	4	135	89	33	15	20.9	46	(158)	24	20	22,000	0.9	L-4T
3630 66106140	-PHC06SB -140-NC	6	140	89	28	17	22.9	46	97	32	30	21,000	1.0	
3630 66108140	-PHC08SB -140-NC	8	140	89	28	19	24.9	46	97	32	40	20,000	1.0	
3630 66110110	-PHC10SB -110-NC	10	110	58	33	21	23.6	46	78	38	50	27,000	0.9	
3630 66110140	-140-NC	10	140	89	33	21	26.9	46	97	38	50	20,000	1.0	
3630 66112110	-PHC12SB -110-NC	12	110	58	33	23	25.6	46	78	41	60	26,000	0.9	
3630 66112140	-140-NC	12	140	89	33	23	28.9	46	97	41	60	19,000	1.0	
3630 66304140	WBT-AHO40A -PHC04SB -140-NC	4	140	89	33	15	20.9	46	(175)	24	20	20,000	1.5	L-4T
3630 66306140	-PHC06SB -140-NC	6	140	89	28	17	22.9	46	97	32	30	20,000	1.5	
3630 66308140	-PHC08SB -140-NC	8	140	89	28	19	24.9	46	97	32	40	20,000	1.5	
3630 66310110	-PHC10SB -110-NC	10	110	58	33	21	23.6	46	73	38	50	20,000	1.4	
3630 66310140	-140-NC	10	140	89	33	21	26.9	46	97	38	50	20,000	1.5	
3630 66312110	-PHC12SB -110-NC	12	110	58	33	23	25.6	46	73	41	60	20,000	1.4	
3630 66312140	-140-NC	12	140	89	33	23	28.9	46	97	41	60	20,000	1.5	
3630 66506155	WBT-AHO50A -PHC06SB -155-NC	6	155	89	28	17	22.9	46	97	32	30	15,000	4.1	L-4T
3630 66506200	-200-NC	6	200	135	28	17	27.7	46	142	32	30	10,000	4.2	
3630 66508155	-PHC08SB -155-NC	8	155	89	28	19	24.9	46	97	32	40	15,000	4.1	
3630 66508200	-200-NC	8	200	135	28	19	29.7	46	142	32	40	10,000	4.2	
3630 66510155	-PHC10SB -155-NC	10	155	89	33	21	26.9	46	97	38	50	15,000	4.1	
3630 66510200	-200-NC	10	200	135	33	21	31.7	46	142	38	50	10,000	4.3	
3630 66512155	-PHC12SB -155-NC	12	155	89	33	23	28.9	46	97	41	60	15,000	4.1	
3630 66512200	-200-NC	12	200	135	33	23	33.7	46	142	41	60	10,000	4.3	

- Schafttoleranz h6
- Bei Verwendung mit innerer Kühlmittelzufuhr die Luftaustrittsbohrung mit zwei Schrauben M4x5 verschließen. (im Lieferumfang enthalten)
- Längeneinstellschraube optional

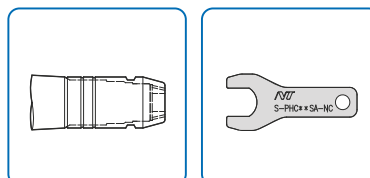
- Tool shank diameter tolerance must be within h6
- Hex-head screws M4x5 are necessary to plug air hole s for center through coolant feed. (included in delivery)
- length adjustment screw optional

- Tolleranza h6
- Per l'alimentazione interna del refrigerante inserire le due viti M4x5 (incluso)
- Vite di regolazione lunghezza opzionale

- Tolérance h6
- Pour un arrosage par le centre, bouchez les trous d'aération avec des vis M4x5 (incluses dans la livraison)
- Vis de réglage optionnel

Zubehör | Accessories |
 Accessori | Accessoires

Seite | Page 48



Power-Dehnspannfutter | Power Hydro Chuck

Mandrini idraulici Power | Mandrins hydrauliques - Power

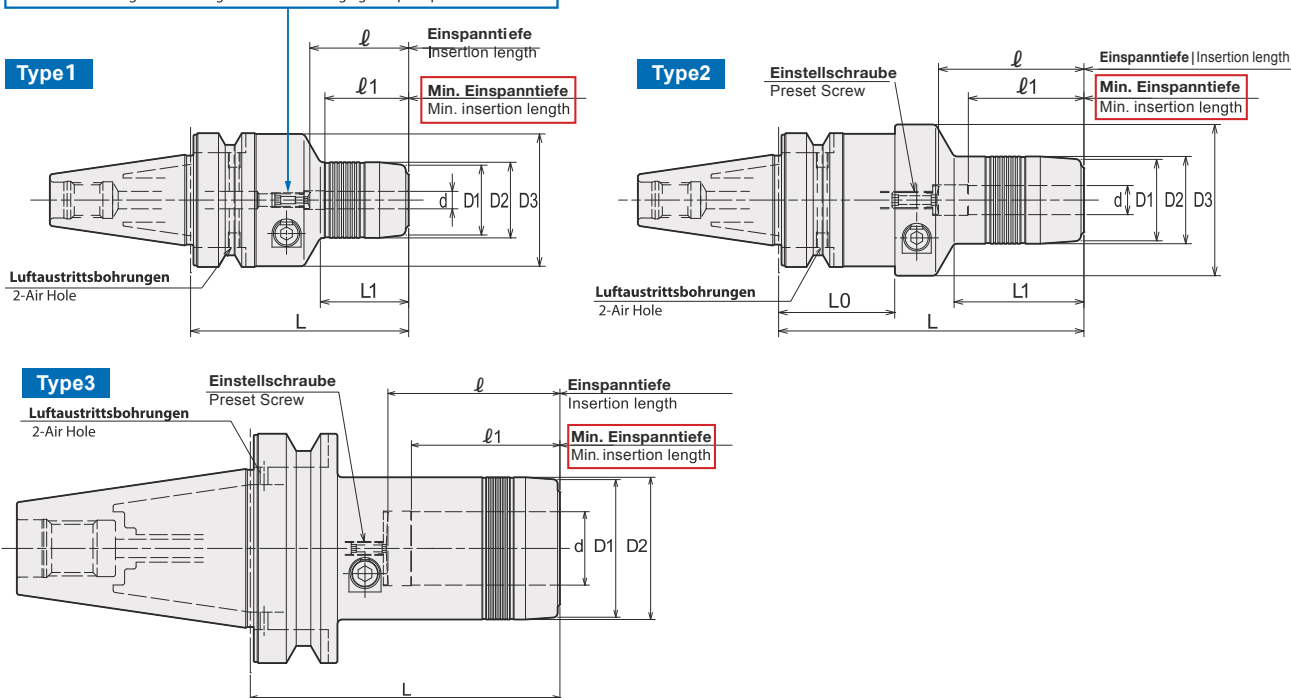


PHC-A
~ ISO 7388-2 (MAS-BT)

NEW


Einstellschraube | Preset Screw for PHC03A & PHC04A

keine Einstellschraube einsetzbar | preset screw cannot be used | non è possibile utilizzare vite di regolazione lunghezza | la vis de réglage ne peut pas être utilisée




! Achtung: Mindesteinspanntiefe ℓ_1 beachten
Attention: rispettare la profondità minima di serraggio ℓ_1

Caution: Strictly keep the minimum insertion length ℓ_1
Attention: Respecter strictement la longueur de serrage minimale ℓ_1

Code	Halter Holder Mandrino Mandrin	Type	d	L	L1	D1	D2	D3	L0	ℓ	ℓ_1	Max.min ⁻¹	kg	 (Option)
3220 61103060	WBT-AHO30A -PHC03A - 60	1	3	60	19.5	-	24	46	-	27	18	40,000	0.7	
3220 61103090	- 90	1	3	90	44.5	-	24	46	-	49	18	38,000	0.8	
3220 61104065	-PHC04A - 65	1	4	65	25	-	25	46	-	29	24	40,000	0.7	
3220 61104090	- 90	1	4	90	45	-	25	46	-	49	24	38,000	0.8	
3220 61106075	-PHC06A - 75	1	6	75	30	24	26	46	-	34	29	40,000	0.7	
3220 61107075	-PHC07A - 75	1	7	75	30.5	26	28	46	-	34	29	38,000	0.8	
3220 61108075	-PHC08A - 75	1	8	75	30.5	26	28	46	-	34	29	38,000	0.8	
3220 61109090	-PHC09A - 90	1	9	90	46	28	30	46	-	55	40	36,000	0.8	
3220 61109105	-105	2	9	105	44.5	28	30	52	40	50	40	29,000	1.2	
3220 61110090	-PHC10A - 90	1	10	90	46	28	30	46	-	55	40	36,000	0.8	
3220 61110105	-105	2	10	105	44.5	28	30	52	40	50	40	29,000	1.2	
3220 61111090	-PHC11A - 90	1	11	90	47	30	32	46	-	55	40	34,000	0.9	
3220 61111105	-105	2	11	105	45	30	32	52	40	50	40	30,000	1.1	
3220 61112090	-PHC12A - 90	1	12	90	47	30	32	46	-	55	40	33,000	0.9	
3220 61112105	-105	2	12	105	45	30	32	52	40	50	40	29,000	1.1	
3220 61113090	-PHC13A - 90	1	13	90	48	34	36	46	-	55	40	33,000	0.9	
3220 61113105	-105	2	13	105	46	34	36	52	40	50	40	28,000	1.2	
3220 61114090	-PHC14A - 90	1	14	90	48	34	36	46	-	55	40	31,000	1.0	
3220 61114105	-105	2	14	105	46	34	36	52	40	50	40	27,000	1.2	
3220 61115090	-PHC15A - 90	1	15	90	48.5	36	38	46	-	55	40	31,000	1.0	
3220 61115105	-105	2	15	105	46.5	36	38	52	40	50	40	27,000	1.2	
3220 61116090	-PHC16A - 90	1	16	90	48.5	36	38	46	-	55	40	30,000	1.0	
3220 61116105	-105	2	16	105	47	36	38	52	40	50	40	26,000	1.2	
3220 61118090	NEW -PHC18A - 90	1	18	90	49	38	40	46	-	50	40	28,000	1.0	
3220 61120090	-PHC20A - 90	1	20	90	50	40	42	46	-	50	40	27,000	1.0	
3220 61120120	-120	1	20	120	70	40	42	46	-	70	40	22,000	1.3	
3220 61125090	NEW -PHC25A - 90	2	25	90	30	50	52	68	30	60	50	11,000	1.5	
3220 61132100	NEW -PHC32A -100	2	32	100	40	58	60	73	32	75	65	8,000	1.7	

L-4T



Code	Halter I Holder Mandrino I Mandrin	Type	d	L	L1	D1	D2	D3	L0	ℓ	ℓ1	Max.min ¹	kg	 (Option)
3220 61303065	WBT-AHO40A -PHC03A - 65	1	3	65	19.5	-	24	46	-	27	18	20,000	1.2	L-4T
3220 61303090	- 90	1	3	90	44.5	-	24	46	-	49	18	20,000	1.3	
3220 61304070	-PHC04A - 70	1	4	70	25	-	25	46	-	29	24	20,000	1.3	
3220 61304090	- 90	1	4	90	45	-	25	46	-	49	24	20,000	1.3	
3220 61306075	-PHC06A - 75	1	6	75	30	24	26	46	-	34	29	20,000	1.3	
3220 61306105	-105	1	6	105	41	24	26	46	-	45	29	20,000	1.5	
3220 61307075	-PHC07A - 75	1	7	75	30	26	28	46	-	34	29	20,000	1.3	
3220 61306105	-105	1	7	105	41	26	28	46	-	45	29	20,000	1.4	
3220 61308075	-PHC08A - 75	1	8	75	30	26	28	46	-	34	29	20,000	1.3	
3220 61308105	-105	1	8	105	41	26	28	46	-	45	29	20,000	1.6	
3220 61309090	-PHC09A - 90	1	9	90	44	28	30	52	-	50	40	20,000	1.4	
3220 61309120	-120	1	9	120	64	28	30	52	-	70	40	20,000	1.7	
3220 61310090	-PHC10A - 90	1	10	90	44	28	30	52	-	50	40	20,000	1.4	
3220 61310120	-120	1	10	120	64	28	30	52	-	70	40	20,000	1.7	
3220 61311090	-PHC11A - 90	1	11	90	45	30	32	52	-	50	40	20,000	1.4	
3220 61311120	-120	1	11	120	65	30	32	52	-	70	40	20,000	1.7	
3220 61312090	-PHC12A - 90	1	12	90	45	30	32	52	-	50	40	20,000	1.4	
3220 61312120	-120	1	12	120	65	30	32	52	-	70	40	20,000	1.7	
3220 61313090	-PHC13A - 90	1	13	90	46	34	36	52	-	50	40	20,000	1.5	
3220 61313120	-120	1	13	120	66	34	36	52	-	70	40	20,000	1.8	
3220 61314090	-PHC14A - 90	1	14	90	46	34	36	52	-	50	40	20,000	1.5	
3220 61314120	-120	1	14	120	66	34	36	52	-	70	40	20,000	1.8	
3220 61315090	-PHC15A - 90	1	15	90	46	36	38	52	-	50	40	20,000	1.5	
3220 61315120	-120	1	15	120	66	36	38	52	-	70	40	20,000	1.8	
3220 61316090	-PHC16A - 90	1	16	90	46	36	38	52	-	50	40	20,000	1.5	
3220 61316120	-120	1	16	120	66	36	38	52	-	70	40	20,000	1.8	
3220 61318090	NEW -PHC18A - 90	1	18	90	49	38	40	46	-	50	40	20,000	1.5	
3220 61318120	NEW -120	1	18	120	69	38	40	46	-	70	40	20,000	1.8	
3220 61320090	-PHC20A - 90	1	20	90	49	40	42	46	-	50	40	20,000	1.5	
3220 61320120	-120	1	20	120	69	40	42	46	-	70	40	20,000	1.8	
3220 61325105	-PHC25A -105	1	25	105	59	50	52	62	-	60	50	20,000	2.1	
3220 61325135	-135	1	25	135	79	50	52	62	-	80	50	20,000	2.5	
3220 61332120	-PHC32A -120	3	32	120	-	60	62	-	-	75	65	20,000	2.6	
3220 61332150	-150	3	32	150	-	60	62	-	-	80	65	20,000	3.2	
3220 61506090	WBT-AHO50A -PHC06A - 90	1	6	90	30	24	26	46	-	34	29	15,000	3.9	
3220 61506120	-120	1	6	120	41	24	26	46	-	45	29	15,000	4.1	
3220 61506150	-150	1	6	150	41	24	26	46	-	45	29	15,000	4.4	
3220 61507090	-PHC07A - 90	1	7	90	30	26	28	46	-	34	29	15,000	3.9	
3220 61507120	-120	1	7	120	41	26	28	46	-	45	29	15,000	4.1	
3220 61507150	-150	1	7	150	41	26	28	46	-	45	29	15,000	4.5	
3220 61508090	-PHC08A - 90	1	8	90	30	26	28	46	-	34	29	15,000	3.9	
3220 61508120	-120	1	8	120	41	26	28	46	-	45	29	15,000	4.1	
3220 61508150	-150	1	8	150	41	26	28	46	-	45	29	15,000	4.5	
3220 61509105	-PHC09A -105	1	9	105	44	28	30	52	-	50	40	15,000	4.0	
3220 61509135	-135	1	9	135	64	28	30	52	-	70	40	15,000	4.3	
3220 61509165	-165	1	9	165	64	28	30	52	-	70	40	15,000	4.7	
3220 61510105	-PHC10A -105	1	10	105	44	28	30	52	-	50	40	15,000	4.1	
3220 61510135	-135	1	10	135	64	28	30	52	-	70	40	15,000	4.3	
3220 61510165	-165	1	10	165	64	28	30	52	-	70	40	15,000	4.7	
3220 61511105	-PHC11A -105	1	11	105	45	30	32	52	-	50	40	15,000	4.1	
3220 61511135	-135	1	11	135	65	30	32	52	-	70	40	15,000	4.3	
3220 61511165	-165	1	11	165	65	30	32	52	-	70	40	15,000	4.7	
3220 61512105	-PHC12A -105	1	12	105	45	30	32	52	-	50	40	15,000	4.1	
3220 61512135	-135	1	12	135	65	30	32	52	-	70	40	15,000	4.3	
3220 61512165	-165	1	12	165	65	30	32	52	-	70	40	15,000	4.7	
3220 61513105	-PHC13A -105	1	13	105	46	34	36	52	-	50	40	15,000	4.2	
3220 61513135	-135	1	13	135	66	34	36	52	-	70	40	15,000	4.4	
3220 61513165	-165	1	13	165	66	34	36	52	-	70	40	15,000	4.8	
3220 61514105	-PHC14A -105	1	14	105	46	34	36	52	-	50	40	15,000	4.2	
3220 61514135	-135	1	14	135	66	34	36	52	-	70	40	15,000	4.4	
3220 61514165	-165	1	14	165	66	34	36	52	-	70	40	15,000	4.8	
3220 61515105	-PHC15A -105	1	15	105	46	36	38	52	-	50	40	15,000	4.1	
3220 61515135	-135	1	15	135	66	36	38	52	-	70	40	15,000	4.4	
3220 61515165	-165	1	15	165	66	36	38	52	-	70	40	15,000	4.8	
3220 61516105	-PHC16A -105	1	16	105	46	36	38	52	-	50	40	15,000	4.1	
3220 61516135	-135	1	16	135	66	36	38	52	-	70	40	15,000	4.4	
3220 61516165	-165	1	16	165	66	36	38	52	-	70	40	15,000	4.8	
3220 61520105	-PHC20A -105	1	20	105	49	40	42	46	-	50	40	15,000	4.1	
3220 61520135	-135	1	20	135	69	40	42	46	-	70	40	15,000	4.4	
3220 61520165	-165	1	20	165	69	40	42	46	-	70	40	15,000	4.7	
3220 61525120	-PHC25A -120	1	25	120	59	50	52	62	-	64	50	15,000	4.7	
3220 61525150	-150	1	25	150	79	50	52	62	-	80	50	15,000	5.2	
3220 61525165	-165	1	25	165	79	50	52	62	-	80	50	15,000	5.5	
3220 61532135	-PHC32A -135	3	32	135	-	60	62	-	-	75	65	15,000	5.2	
3220 61532165	-165	3	32	165	-	60	62	-	-	80	65	15,000	5.8	

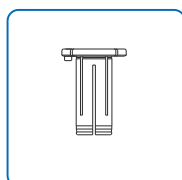
- Schafttoleranz h6
- Bei Verwendung mit innerer Kühlmittelzufuhr die Luftaustrittsbohrung mit zwei Schrauben M4x5 verschließen. (im Lieferumfang enthalten)
- Längeneinstellschraube optional

- Tolleranza h6
- Per l'alimentazione interna del refrigerante inserire le due viti M4x5 (incluso)
- Vite di regolazione lunghezza optionale

- Tool shank diameter tolerance must be within h6
- Hex-head screws M4x5 are necessary to plug air hole s for center through coolant feed. (included in delivery)
- length adjustment screw optiona

Spannhülsen I Collets
Pinze I Pincers

Seite | Page 49




- Tolérance h6
- Pour un arrosage par le centre, bouches les trous d'aération avec des vis M4x5 (incluses dans la livraison)
- Vis de réglage optionnel



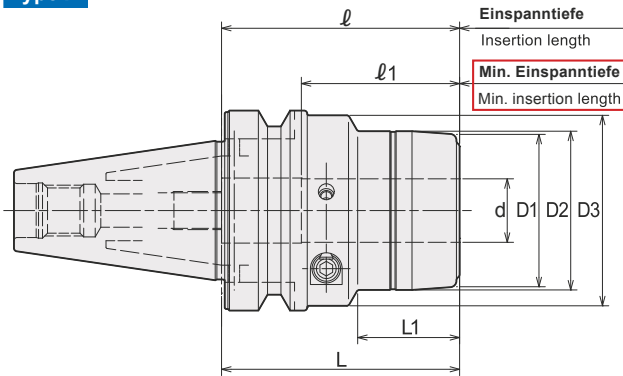
Hochdruck-Dehnspannfutter | Highpressure Hydro Chuck

Mandrini idraulici HiPower | Mandrin hydrauliques HiPower

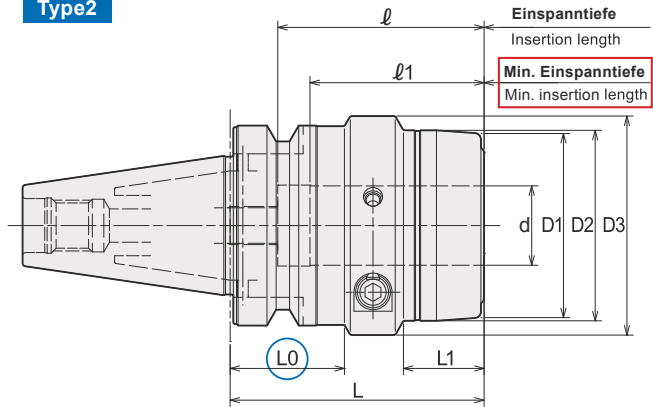


PHC·H
~ ISO 7388-2 (MAS-BT)

Type 1



Type 2



! Achtung: Mindesteinspanntiefe l_1 beachten
Attenzione: rispettare la profondità minima di serraggio l_1
Caution: Strictly keep the minimum insertion length l_1
Attention: Respecter strictement la longueur de serrage minimale l_1

Code	Halter Holder Mandrino Mandrin	Type	d	L	L1	D1	D2	D3	L0	l	l_1	Max.min ⁻¹	kg	(Option)
3320 60316075	WBT-AHO40A -PHC16H -75	1	16	75	27	42	44	56	-	80	45	20,000	1.5	L-4T
	-PHC20H -75	1	32	105	32	48	50	60	-	75	50	20,000	1.6	
3320 60320105	-105	1	20	105	32	48	50	60	-	95	50	20,000	2.2	L-5T
3320 60325080	-PHC25H -80	2	25	80	25	58	60	69	36	65	55	20,000	1.8	
3320 60325105	-105	2	25	105	35	58	60	69	41	90	55	20,000	2.4	L-5T
3320 60332105	-PHC32H -105	2	32	105	40	63	65	75	41	110	65	20,000	2.4	
3320 60332135	-135	2	32	135	47	63	65	75	41	115	65	20,000	3.2	L-4T
3320 60516075	WBT-AHO50A -PHC16H -75	1	16	75	17	-	44	56	-	75	45	15,000	4.0	
3320 60516105	-105	1	16	105	27	42	44	56	-	105	45	15,000	4.5	L-4T
3320 60520075	-PHC20H -75	1	20	75	17	-	50	60	-	80	50	15,000	4.1	
3320 60520105	-105	1	20	105	32	48	50	60	-	110	50	15,000	4.6	L-5T
3320 60525085	-PHC25H -85	1	25	85	17	-	60	69	-	80	55	15,000	4.2	
3320 60525105	-105	1	25	105	35	58	60	69	-	110	55	15,000	4.8	L-5T
3320 60525135	-135	1	25	135	35	58	60	69	-	110	55	15,000	5.6	
3320 60532105	PHC32H -105	1	32	105	47	63	65	75	-	82	65	15,000	4.7	L-5T
3320 60532135	-135	1	32	135	47	63	65	75	-	110	65	15,000	5.6	

- Schafttoleranz h6
- Bei Verwendung mit innerer Kühlmittelzufuhr die Luftaustrittsbohrung mit zwei Schrauben M4x5 verschließen. (im Lieferumfang enthalten)
- Längeneinstellschraube optional

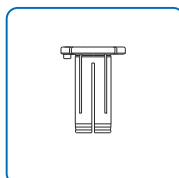
- Tolleranza h6
- Per l'alimentazione interna del refrigerante inserire le due viti M4x5 (incluso)
- Vite di regolazione lunghezza optionale

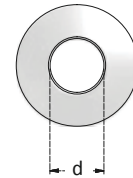

- Tool shank diameter tolerance must be within h6
- Hex-head screws M4x5 are necessary to plug air hole s for center through coolant feed. (included in delivery)
- Length adjustment screw optional

Spannhülsen | Collets
Pinze | Pincettes

- Tolérance h6
- Pour un arrosage par le centre, bouches les trous d'aération avec des vis M4x5 (incluses dans la livraison)
- Vis de réglage optionnel

Seite | Page 49





HS-OH

kühlmitteldicht | coolant proof
tenuta stagna | étanche aux liquides

Hülse	Collet Pinza Pince	D ₁	D ₂	d
HS	-12-d-OH	12	16	3, 4, 6, 8, 10
	-20-d-OH	20	25	3, 4, 6, 8, 10, 12, 16



HS-CF

für periphere Kühlmittelzufuhr | for side-through coolant
per refrigerazione periferica | pour arrosage périphérique

Hülse	Collet Pinza Pince	D ₁	D ₂	d
HS	-12-d-CF	12	16	3, 4, 6, 8
	-20-d-CF	20	25	3, 4, 6, 8, 10, 12, 16

weitere Durchmesser auf Anfrage erhältlich | more sizes available on request | altri diametri disponibili su richiesta | autres diamètres disponibles sur demande

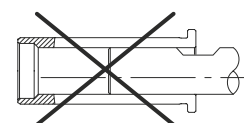
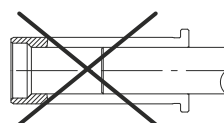
- **Mindesteinspanntiefen (mm) für HS-Spannhülsen**

- Minimum insertion lengths (mm) for HS-Collets
- **Profondità minima di bloccaggio (mm) per pinze HS**
- Profondeurs de serrage minimales (mm) pour les pinces HS

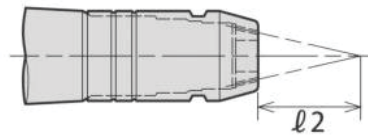
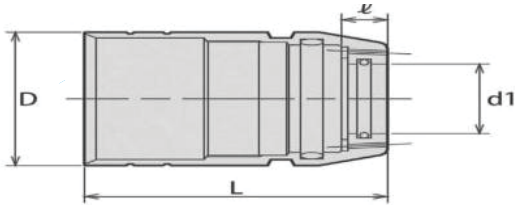
Ø	HS12	HS20
3,4	29	28
6	36	36
8	37	37
10	40	40
12,14		45
16		48

- **Werkzeug in voller Länge der Reduzierhülse einsetzen.**

- insert tools the full length of the reduction sleeve.
- **inserire l'utensile nella pinza per tutta la sua lunghezza**
- serrez la queue de l'outil integralite de sa longueur



PHZ·SB

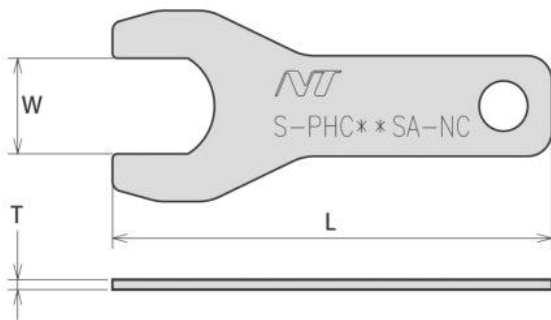


Kühlstrahl | coolant flow

Jet-Cap

Kühlmittelkappe | Coolant Cap
Tappo del refrigerante | Bouchon d'arrosage

Model	Halter Holder Mandrino Mandrin	d ₁	D	L	ℓ	ℓ ₂
CP-PHC04SA-NC	PHC04SA-NC	4	15	33	5	20
CP-PHC06SA-NC	PHC06SA-NC	6	17	33	5	30
CP-PHC08SA-NC	PHC08SA-NC	8	19	33	5	40
CP-PHC10SA-NC	PHC10SA-NC	10	21	33	5	50
CP-PHC12SA-NC	PHC12SA-NC	12	23	33	5	60



Spannschlüssel für Jet-Cap

Spanner for Jet-Cap

Chiave per Jet-Cap

Clé pour Jet-Cap

Model	W	L	T
S-PHC04SA-NC	13	77.5	2
S-PHC06SA-NC	15	83.5	2
S-PHC08SA-NC	17	89.5	2
S-PHC10SA-NC	19	90.5	2
S-PHC12SA-NC	21	91.5	3

Reinigungsbürste

Inner Shank Cleaner Brush

Spazzola per la pulizia

Brosse de nettoyage



Prüfwelle

Torque check gauge

Pezzo di prova

Pige de contrôle



Einstellschraube


Preset Screw

Vitte di regolazione

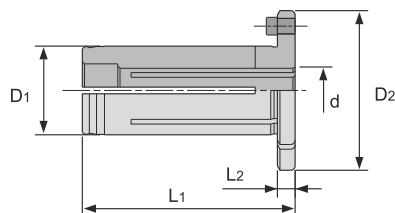
Vis de réglage



auf Anfrage | on request | su richiesta | à la demande



Spannhülsen für PHC-A | Collets for PHC-A | Pinze per PHC-A | Pinces pour PHC-A



PHS-OH

kühlmitteldicht | coolant proof
tenuta stagna | étanche aux liquides



Code	Model	D ₁	D ₂	L ₁	L ₂	d
3940 300512**	PHS 12 - d -OH	12	26	48	4	3, 4, 5, 6, 7, 8, 9, 10
3940 300520**	PHS 20 - d -OH	20	36	48	4	3, 4, 5, 6, 7, 8, 9, 10 11, 12, 13, 14, 15, 16

Mindesteinspanntiefen | Min. insertion lengths
profondità minima di serraggio | Longueur de serrage min.

Collet I.D.	Minimum insertion length
3, 4	25
5	30
6, 7	34
8, 9	38
10, 11	42
12, 13, 14, 15, 16	50

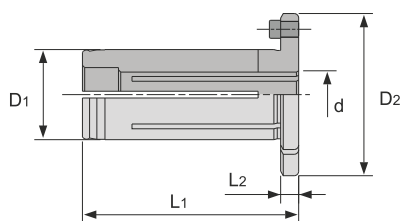
PHS-OH

für periphere Kühlmittelzufuhr | for side-through coolant
per refrigerazione periferica | pour arrosage périphérique



Code	Model	D ₁	D ₂	L ₁	L ₂	d
3940 300612**	PHS 12 - d -C	12	26	48	4	3, 4, 5, 6, 7, 8, 9
3940 300620**	PHS 20 - d -C	20	36	48	4	3, 4, 5, 6, 7, 8, 9, 10 11, 12, 13, 14, 15, 16

Spannhülsen für PHC-H | Collets for PHC-H | Pinze per PHC-H | Pinces pour PHC-H



PHS-H-OH

kühlmitteldicht | coolant proof
tenuta stagna | étanche aux liquides



Code	Model	D ₁	D ₂	L ₁	L ₂	d
2584 300520**	PHS 20H - d -OH	20	41	60	4	6, 8, 10, 12, 16
2584 300532**	PHS 32H - d -OH	32	55	72	4	6, 8, 10, 12, 16, 20, 25

Mindesteinspanntiefen | Min. insertion lengths
profondità minima di serraggio | Longueur de serrage min.

Collet I.D.	Minimum insertion length
6, 8	29
10, 12	40
16	45
20	50
25	55

PHS-H-C

für periphere Kühlmittelzufuhr | for side-through coolant
per refrigerazione periferica | pour arrosage périphérique



Code	Model	D ₁	D ₂	L ₁	L ₂	d
2584 300620**	PHS 20H - d -C	20	41	60	4	6, 8, 10, 12, 16
2584 300632**	PHS 32H - d -C	32	55	72	4	6, 8, 10, 12, 16, 20, 25

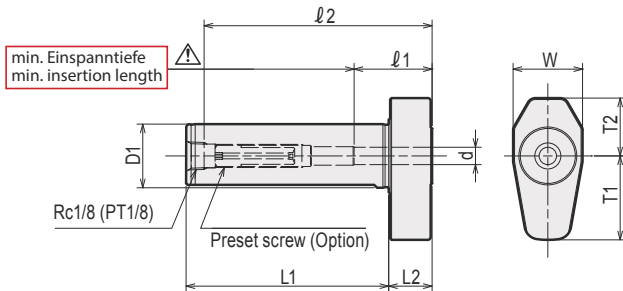
Hydro-TURNLine für CNC-Drehmaschinen

for CNC Lathes | per Torni CNC | pour Tours CNC

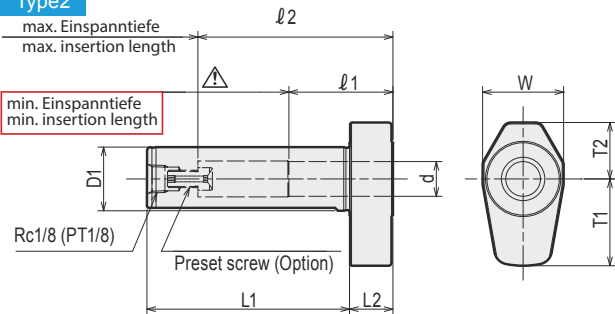


ST·L-PHC

Type1



Type2



Achtung: Mindesteinspanntiefe ℓ_1 beachten
 Attenzione: rispettare la profondità minima di serraggio ℓ_1

Caution: Strictly keep the minimum insertion length ℓ_1
 Attention: Respecter strictement la longueur de serrage minimale ℓ_1



Halter Holder Mandrino Mandrin	Type	d	D1	L1	L2	W	T1	T2	ℓ_1	ℓ_2	(Option)	
ST16L	-PHC03 -50	1	3	16	50	15	22	23	17.5	16	58	L-4T
	-PHC04 -50	1	4	16	50	15	22	23	17.5	19	58	
	-PHC06 -50	1	6	16	50	15	22	24.5	18.5	27	58	
	-PHC08 -50	2	8	16	50	15	24	25.5	19.5	27	47	
ST19.05L	-PHC03 -60	1	3	19.05	60	15	22	23	17.5	16	68	L-4T
	-PHC04 -60	1	4	19.05	60	15	22	23	17.5	19	68	
	-PHC06 -60	1	6	19.05	60	15	22	24.5	18.5	27	68	
	-PHC08 -60	2	8	19.05	60	15	24	25.5	19.5	27	57	
	-PHC10 -60	2	10	19.05	60	15	26	26.5	20.5	33	60	
ST20L	-PHC03 -70	1	3	20	70	15	22	23	17.5	16	78	L-4T
	-PHC04 -70	1	4	20	70	15	22	23	17.5	19	78	
	-PHC06 -70	1	6	20	70	15	22	24.5	18.5	27	78	
	-PHC08 -70	2	8	20	70	15	24	25.5	19.5	27	64	
	-PHC10 -70	2	10	20	70	15	26	26.5	20.5	33	67	
ST22L	-PHC03 -70	1	3	22	70	15	24	23	17.5	16	78	L-4T
	-PHC04 -70	1	4	22	70	15	24	23	17.5	19	78	
	-PHC06 -70	1	6	22	70	15	24	24.5	18.5	27	78	
	-PHC08 -70	2	8	22	70	15	24	25.5	19.5	27	64	
	-PHC10 -70	2	10	22	70	15	26	26.5	20.5	33	67	
	-PHC12 -70	2	12	22	70	15	28	29	21.5	36	67	
ST25L	-PHC03 -70	1	3	25	70	15	28	23	17.5	16	78	L-4T
	-PHC04 -70	1	4	25	70	15	28	23	17.5	19	78	
	-PHC06 -70	1	6	25	70	15	28	24.5	18.5	27	78	
	-PHC08 -70	2	8	25	70	15	28	25.5	19.5	27	64	
	-PHC10 -70	2	10	25	70	15	28	26.5	20.5	33	67	
	-PHC12 -70	2	12	25	70	15	28	29	21.5	36	67	
ST25.4L	-PHC03 -70	1	3	25.4	70	15	28	23	17.5	16	78	L-4T
	-PHC04 -70	1	4	25.4	70	15	28	23	17.5	19	78	
	-PHC06 -70	1	6	25.4	70	15	28	24.5	18.5	27	78	
	-PHC08 -70	2	8	25.4	70	15	28	25.5	19.5	27	64	
	-PHC10 -70	2	10	25.4	70	15	28	26.5	20.5	33	67	
	-PHC12 -70	2	12	25.4	70	15	28	29	21.5	36	67	

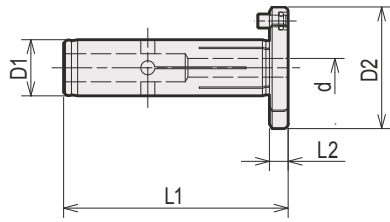
- Schafttoleranz h6
- Längeneinstellschraube optional

- Tool shank diameter tolerance must be within h6
- length adjustment screw optional

- Tolleranza h6
- Vite di regolazione lunghezza optionale

- Tolérance h6
- Vis de réglage optionnel

Spannhülsen für PHC12 | Straight Collets for PHC12 | Pinze per PHC12 | Pinces pour PHC12

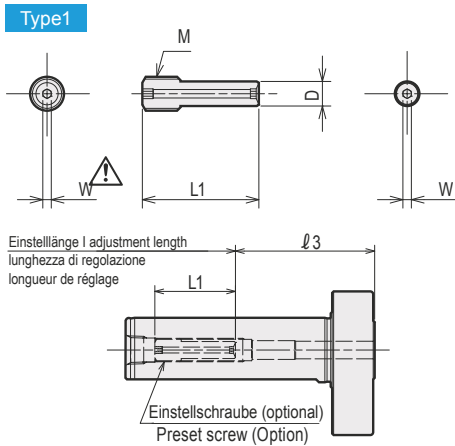


Halter Holder	Hülse Collet	D1	D2	L1	L2	d
PHC12	PHS12 - d - OH	12	26	48	4	03, 04, 05, 06, 07, 08, 09, 10
	PHS12 - d - C	12	26	48	4	03, 04, 05, 06, 07, 08, 09

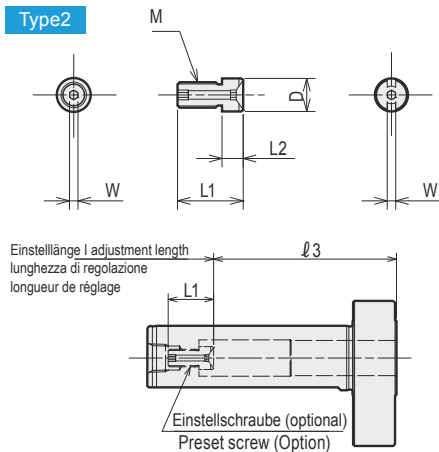
PHS-OH: kühlmitteldicht | coolant proof | tenuta stagna | étanches au liquide de refroidissement
 PHS-C: für periphere Kühlmittelzufuhr | for side-through coolant | per refrigerazione periferica | pour arrosage tangentiel

**Spannhülsen nicht mit Einstellschrauben einsetzbar | Collets cannot be used with Preset Screws |
 Le pinze non possono essere utilizzate con le viti regolazione | Les pinces ne peuvent pas être utilisées avec des vis de réglage**

Einstellschrauben | Preset Screw | Vite di regolazione | Vis de réglage



Schraube Screw Vite Vis	Type	L1	L2	D	W	M	Halter Holder Mandrino Mandrin
PHCL-P04-27.5	1	27.5	—	3.8	2	M8 P=1.25	PHC03 PHC04
PHCL-P06-27.5	1	27.5	—	5.8	2		PHC06
PHCL-P08-15.5	2	15.5	5	7.8	2		PHC08 PHC10 PHC12
PHCL-P08-20.5	2	20.5	10	7.8	2		
PHCL-P08-25.5	2	25.5	15	7.8	2		
PHCL-P08-30.5	2	30.5	20	7.8	2		
PHCL-P08-35.5	2	35.5	25	7.8	2		
PHCL-P08-40.5	2	40.5	30	7.8	2		



Einstelllänge | Adjustment length Lunghezza di regolazione | Longeur de réglage

Schraube Screw Vite Vis	Halter Holder Mandrino Mandrin	Type	L1	l3
PHCL-P04-27.5	ST16L - PHC03 - 50	1	27.5	17 ~ 30
	- PHC04 - 50	1	27.5	19 ~ 30
	ST19.05L - PHC03 - 60	1	27.5	17 ~ 40
	- PHC04 - 60	1	27.5	19 ~ 40
	ST20L - PHC03 - 70	1	27.5	17 ~ 50
	- PHC04 - 70	1	27.5	19 ~ 50
	ST22L - PHC03 - 70	1	27.5	17 ~ 50
	- PHC04 - 70	1	27.5	19 ~ 50
	ST25L - PHC03 - 70	1	27.5	17 ~ 50
	- PHC04 - 70	1	27.5	19 ~ 50
PHCL-P06-27.5	ST16L - PHC06 - 50	1	27.5	27 ~ 30
	ST19.05L - PHC06 - 60	1	27.5	27 ~ 40
	ST20L - PHC06 - 70	1	27.5	27 ~ 50
	ST22L - PHC06 - 70	1	27.5	27 ~ 50
	ST25L - PHC06 - 70	1	27.5	27 ~ 50
	ST25.4L - PHC06 - 70	1	27.5	27 ~ 50

Schraube Screw Vite Vis	Halter Holder Mandrino Mandrin	Type	Einstelllänge adjustment length lunghezza di regolazione longueur de réglage = l3					
			L1 =15.5	L1 =20.5	L1 =25.5	L1 =30.5	L1 =35.5	L1 =40.5
PHCL-P08- L1	ST16L - PHC08 - 50	2	35 ~ 42	30 ~ 37	27 ~ 32	—	—	—
	ST19.05L - PHC08 - 60	2	45 ~ 52	40 ~ 47	35 ~ 42	30 ~ 37	27 ~ 32	—
	- PHC10 - 60	2	49 ~ 52	44 ~ 47	39 ~ 42	34 ~ 37	—	—
	ST20L - PHC08 - 70	2	52 ~ 59	47 ~ 54	42 ~ 49	37 ~ 44	32 ~ 39	27 ~ 34
	- PHC10 - 70	2	56 ~ 62	51 ~ 57	46 ~ 52	41 ~ 47	36 ~ 42	33 ~ 37
	ST22L - PHC08 - 70	2	52 ~ 59	47 ~ 54	42 ~ 49	37 ~ 44	32 ~ 39	27 ~ 34
	- PHC10 - 70	2	56 ~ 62	51 ~ 57	46 ~ 52	41 ~ 47	36 ~ 42	33 ~ 37
	- PHC12 - 70	2	56 ~ 62	51 ~ 57	46 ~ 52	41 ~ 47	36 ~ 42	—
	ST25L - PHC08 - 70	2	52 ~ 59	47 ~ 54	42 ~ 49	37 ~ 44	32 ~ 39	27 ~ 34
	- PHC10 - 70	2	56 ~ 62	51 ~ 57	46 ~ 52	41 ~ 47	36 ~ 42	33 ~ 37
	- PHC12 - 70	2	56 ~ 62	51 ~ 57	46 ~ 52	41 ~ 47	36 ~ 42	—
	ST25.4L - PHC08 - 70	2	52 ~ 59	47 ~ 54	42 ~ 49	37 ~ 44	32 ~ 39	27 ~ 34
	- PHC10 - 70	2	56 ~ 62	51 ~ 57	46 ~ 52	41 ~ 47	36 ~ 42	33 ~ 37
	- PHC12 - 70	2	56 ~ 62	51 ~ 57	46 ~ 52	41 ~ 47	36 ~ 42	—

NT TOOL EUROPE GmbH

Siemensstrasse 17 A
61449 Steinbach
Germany

 +49-(0)6171-91639 - 0

 +49-(0)6171-91639-90

@ info@nttooleurope.com

 www.nttooleurope.com